AQUAREA



Welcome to Aquarea air to water heat pump

Aquarea's Air to Water Heat Pump for residential and commercial applications.
Offering capacities from 3 kW all the way through to 16 kW, the Aquarea Heat Pump Range is the widest on the market, ensuring a system is available whatever your heating and cooling needs. Suitable for new build and refurbishment projects, the solutions are cost-effective with minimised environmental impact.

Highlighted features	→ 22
Introducing the Panasonic Aquarea – air source heat pump	→ 24
Aquarea Heat Pump line-up	→ 26
Aquarea All in One	→ 28
Aquarea All in One Compact	→ 30
Aquarea High Performance	→ 32
Aquarea T-CAP	→ 34
Aquarea HT	→ 36
Aquarea commercial	→ 38
Aquarea Smart and Service Cloud	→ 40
Control and Connectivity	→ 42
Aquarea + PV Panels	→ 45
Panasonic PRO Club	→ 46
Aquarea design tools	→ 47
Aquarea Heat Pump range	→ 48
Aquarea, top-level efficiency across the board	→ 50

Aquarea High Performance

All in One J Generation 1 or 2 zones • R32	→ 51
All in One H Generation • R410A	→ 52
All in One Compact J Generation • R32	→ 53
All in One Compact H Generation • R410A	→ 54
Bi-bloc J Generation • R32	→ 55
Bi-bloc H Generation • R410A	→ 56
Mono-bloc J Generation • R32	→ 57
Mono-bloc H Generation - • R410A	→ 58

Aquarea T-CAP

All in One H Generation • R410A	→ 59
All in One H Generation • R410A	→ 60
All in One Compact H Generation • R410A	→ 61
Bi-bloc H Generation • R410A	→ 62
Bi-bloc H Generation • R410A	→ 63
Mono-bloc J Generation • R32	→ 64
Mono-bloc H Generation • R410A	→ 65

Aquarea HT

Bi-bloc F Generation • R407C	→ 66
Mono-bloc G Generation • R407C	→ 67

Fan coils highlighted features	→ 68
Smart fan coils	→ 69
Fan coils - ducted	→ 70
Fan coils - wall-mounted	→ 72
Wired controllers for AC and EC fan coils	→ 73
Sanitary Tanks	→ 74
Heat recovery ventilation unit	→ 76
DHW Stand Alone	→ 78
Heating & Cooling capacity tables	→ 84
Accessories and control	→ 80

Highlighted features

Panasonic's Aquarea range of heat pumps deliver major energy savings thanks to its incredible efficiency even at -20 °C. The Panasonic Aquarea Heat Pumps are designed and produced by Panasonic and not by other companies.

The Aquarea Heat Pump is a system that generates the perfect temperature and produces hot water, in an easy, cheap and environmentally conscious way, by transferring heat instead of generating it. It is among the Technologies listed on the International Energy Agency (IEA) Blue Map, whose goal is to reduce CO_2 emissions to half the levels emitted in 2005, by the year 2050. Aquarea is part of a new generation of heating solutions that use a renewable, free energy source (the air) to heat or cool the home and to produce hot water.

AQUAREA

The Good Design Award is among the most prestigious awards for product design excellence. Winning this award has underscored the outstanding performance and energy savings of the Panasonic indoor units All in One and Bi-bloc. In addition, these units' clean, tidy design and functionality make the Aquarea line the ideal system for household applications.

GOOD DESIGN

Energy saving

Refrigerant gas R32
Our heat pumps containing the refrigerant R32 show a drastic reduction in the value of Global Warming Potential (GWP).

Better efficiency & value for medium temperature applications.
Energy efficiency class up to A++ in a scale from A+++ to D.

Better efficiency & value for low temperature applications.
Energy efficiency class up to A+++ in a scale from A+++ to D.

Better efficiency & value for domestic hot water.
Energy efficiency class up to A+ in a scale from A+ to F.

Inverter Plus.
Panasonic Inverter Plus compressors are designed to achieve outstanding level of performance.

A class water pump.
Aquarea are built-in with A class energy efficiency water pump. High efficiency circulating the water in the heating installation.

High Performance

Aquarea High Performance for low consumption houses.
From 3 to 16 kW. For a house with low temperature radiators or under-floor heating, our high performance Aquarea HP is a good solution.
*COP of 5,33 for J Generation 3 kW.

Aquarea T-CAP for extremely low temperatures.
From 9 to 16 kW. If the most important aspect is to maintain nominal heating capacities even at temperatures as low as -7 °C or -20 °C, select the Aquarea T-CAP.

Aquarea HT ideal for retrofit. From 9 to 12 kW.
For a house with traditional high-temperature radiators, the Aquarea HT solution is the most appropriate, can work in output water temperatures of 65 °C even at outdoor temperatures as low as -20 °C.

DHW.
With Aquarea you can also heat your domestic hot water at a very low cost with the optional hot water cylinder.

Down to -20 °C in heating mode.
The heat pumps work in heating mode with an outdoor temperature is as low as -20 °C.

Water filter with magnet.
Easy access & fast clip technology for J Generation.
Water filter only for H Generation.

60 °C output water.
Reaches water outlet temperature up to 60 °C.

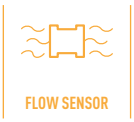

Water flow sensor.
Included on J and H Generation.

5 years compressor warranty.
We guarantee the outdoor unit compressors in the entire range for five years.

Aquarea J and H Generation heat pumps in combination with the optional PCB CZ-NSP4 hold the SG Ready Label (Smart Grid Ready Label), given by Bundesverband Warmepumpe (German Heat Pump Association). This Label shows the real capacity of Aquarea to be connected in an intelligent grid control.
MCS Certificate number: MCS HP0086.*
Keymark: Check all our certified heat pumps on: www.heatpumpkeymark.com.
Passive House Institute: Certified models can be checked in https://database.passivehouse.com.

High connectivity

Renovation.
Our Aquarea Heat Pumps can be connected to an existing or new boiler for optimum comfort even at very low outdoor temperatures.

Solar kit.
For even greater efficiency, our Aquarea Heat Pumps can be connected to photovoltaic solar panels with an optional kit.

Advanced control.
Remote controller with full dotted 3,5'' wide back light screen.
Menu with 17 available languages easy to use for installer and user.
Included on J and H Generation.

Internet control.
A next generation system providing user-friendly remote control of air conditioning or heat pump units from everywhere, using a simple Android™ or iOS smartphone, tablet or PC via the internet.

Connectivity.
The communication port can be integrated into the indoor unit and provides easy connection to, and control of, your Panasonic heat pump to your home or building management system.

Warning on quality of water and groundwater use:
This product is designed to comply with the European Water Quality Directive 98/83/EC amended by 2015/1787/EU. The lifespan of the product is not guaranteed in the case of the use of groundwater, such as spring water or well water, the use of tap water when salt or other impurities are contained, nor in areas of acidic water quality. Maintenance and warranty costs related to these cases are the customer's responsibility.

*** Not all products certified. As the certification process is on-going and the list of certified products constantly changing, please check for latest details on the official websites.**

Introducing the Panasonic Aquarea – air source heat pump

At the forefront of energy innovation, Aquarea is resolutely positioned as a “green” heating and air conditioning solution.

Introducing the Panasonic Aquarea – air source heat pump

In European households, 79 %* of energy consumption comes from heating and producing domestic hot water. By converting heat energy in the air into household warmth, highly efficient Aquarea technology reduces CO_2 emissions and environmental impact, compared to conventional boilers and electric heaters. Compared to an electric heater, the Aquarea Heat Pumps offer up to five times the output in kilowatts per every input in kilowatts.

* ec.europa.eu/eurostat

Comparison:1 kW input versus output in kW.

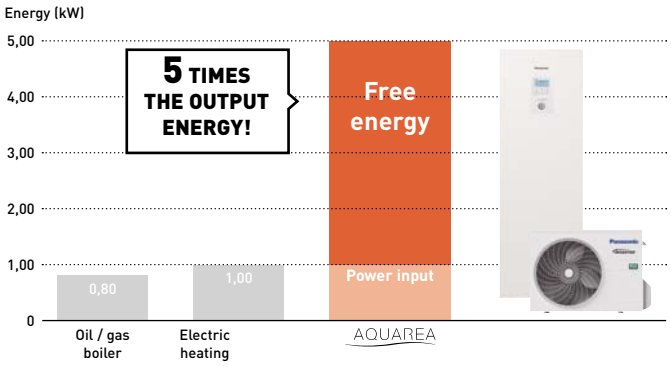

* 35 °C flow temperature.

Why Panasonic Aquarea air source heat pumps?

Optimum solutions for premium comfort.

Panasonic Aquarea Heat Pumps warm your home effectively and efficiently, to optimise the comfort.

- Precise control the indoor temperature thanks to reliable Panasonic Inverter Compressors
- Aquarea can cool space in summer and brings hot water all year round
- Night mode to reduce the noise when it's needed
- Aquarea T-CAP heat pumps can work in outdoor temperatures as low as -28 °C (for All in One and Bi-bloc)
- Energy savings, comfort and convenient control from any location thanks to Aquarea Smart Cloud
- Aquarea Service Cloud enables remote maintenance of the system

Adapts to your needs.

Panasonic Aquarea Heat Pumps produce heating, cooling and domestic hot water with a single system.

- From 3 kW to 16 kW, there is always an option for lower initial investment and lower operational cost
- Aquarea can be connected to floor heating, radiators or fan coil units
- In refurbishment projects, Aquarea can be integrated in existing heating systems
- Able to reach up to 65 °C water outlet[1)]
- Large piping length of up to 50 m between indoor and outdoor
- Aquarea T-CAP heat pumps guarantee the capacity without backup heating down to -20 °C[2)]

1) Aquarea T-CAP Mono-bloc J Generation and Aquarea HT.
2) At 35 °C flow temperature.

Energy saving means money savings.

Panasonic Aquarea Heat Pumps are a smart choice for saving in heating, all leading to large savings in electricity bills.

- Savings of up to 80 % on heating expenses, compared to electrical heaters
- Up to A+++ in heating, within the range of A+++ to D, and A+ in domestic hot water, in the range of A+ to F
- Energy consumption can be further reduced by connecting photovoltaic panels to the system
- In combination with a ventilation solution, the indoor air becomes cleaner and the heating requirements of the building are reduced

Contributing to a descarbonised society.

The heat pump is considered a 'green' choice as the heat energy is taken from the environment, making it a sustainable option.

- It maintains a comfortable indoor temperature while significantly reducing environmental burden
- All Aquarea Heat Pumps can also be connected to a solar thermal or PV system in order to increase efficiency and minimise environmental impact

Aquarea Heat Pump line-up

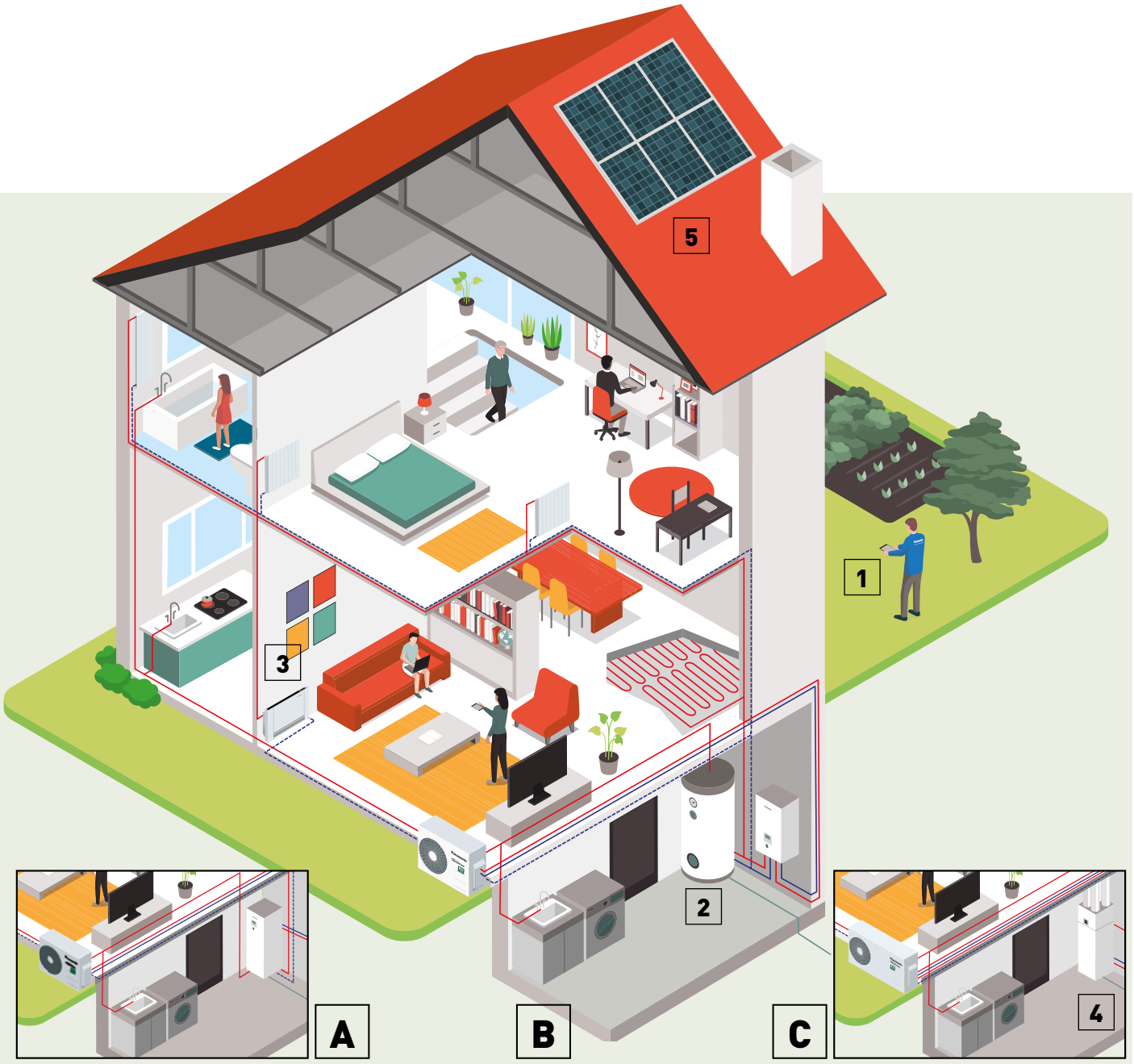

All in One system.



Bi-bloc system.



Mono-bloc system.

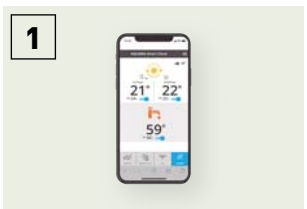

Control through smartphone, tablet or computer (optional).

Super High Efficiency cylinder (optional).



Fan coils for heating and cooling (optional).

Heat recovery Ventilation + DHW Tank (optional).

Heat Pump + HIT Photovoltaic solar panel (optional).

Panasonic Aquarea offers you solutions, helping to make the home more efficient and the installation cheaper and easier.

Aquarea High Performance

For new installations and low consumption homes.
Outstanding efficiency and energy savings with minimised CO_2 emissions and minimum space. Improved performance with COPs up to 5,33 for J Generation 3 kW.

Aquarea T-CAP

For extremely low temperatures, refurbishment and innovation.
Ideal to ensure that the heating capacity is maintained even at very low temperatures. This line-up is able to maintain the heat pump output capacity until -20 °C[1] outdoor temperature without the help of an electrical booster heater.

1) At 35 °C flow temperature.

Aquarea HT

For a house with old high-temperature radiators.
Ideal for retrofit: green energy source works with existing radiators. Aquarea HT Solution is the most appropriate, providing output water temperatures of 65 °C even at outdoor temperatures as low as -15 °C.

DHW Stand Alone

Highly efficient heat pump water heater.
Ideal to cover the hot water needs of a family house, stand alone DHW heat pumps are designed to provide maximum comfort and savings in the production of DHW. Consumption of the A+ DHW heat pump is reduced up to 72 % compared with traditional electric water heaters.

Aquarea High Performance	Aquarea T-CAP	Aquarea HT	DHW Stand Alone
Heating - Cooling - DHW Single phase from 3 to 16 kW Three phase from 9 to 16 kW	Heating - Cooling - DHW Single phase from 9 to 12 kW Three phase from 9 to 16 kW	Heating - DHW Single phase from 9 to 12 kW Three phase from 9 to 12 kW	Only DHW From 100 to 270 L
Connectable to			
Radiators - Fan coil - Underfloor heating - DHW	Radiators - Fan coil - Underfloor heating - DHW	Traditional high-temperature radiators - DHW	Domestic hot water
Application			
Normal installation	For extreme cold ambient	Retrofit for old radiators	Only DHW
Energy efficiency			
A+++ / A++ Heating 35 °C / 55 °C [1]	A++ / A++ Heating 35 °C / 55 °C [1]	A++ / A++ Heating 35 °C / 55 °C [1]	A+ DHW 50 ~ 62 °C [2]
Minimum outdoor temperature			
-20 °C	-28 °C (All in One and Bi-bloc) -20 °C (Mono-bloc) [3]	-20 °C	-5 °C
Minimum outdoor temperature to provide constant capacity at 35 °C supply water temperature			
-7 °C (not for all units)	-20 °C [3]	-15 °C	—
Supply temperature for heating. Maximum / Heat pump only			
75 °C [4] / 55 °C [5] (or 60 °C for Aquarea J Generation)	75 °C [4] / 60 °C [5] (65 °C [6] for Aquarea J Generation)	75 °C [4] / 65 °C	—
Control and connectivity			
Smart Grid Contact [7] Wireless LAN Ready	Smart Grid Contact [7] Wireless LAN Ready	Smart Grid Contact [7]	—
Range			
All in One from 3 to 16 kW (185 L) Bi-bloc from 3 to 16 kW Mono-bloc from 5 to 9 kW	All in One from 9 to 16 kW (185 L) Bi-bloc from 9 to 16 kW Mono-bloc from 9 to 16 kW	Bi-bloc from 9 to 12 kW Mono-bloc from 9 to 12 kW	Wall-mounted 100 and 150 L Floor-standing 200 and 270 L

All data in this chart is applicable in most of models in each line up, check product specs to confirm. 1) Scale from A+++ to D. 2) Scale from A+ to F. 3) 9 and 12 kW. 4) DHW maximum temperature with heater. 5) In case of outdoor temperature over -10 °C. 6) It is possible to set temperature by 65 °C on remote controller. Normally, outlet water temperature is 60 °C or lower. In case of ΔT setting with remote controller is 15 °C and the outdoor ambient temperature is 5 to 20 °C, outlet water temperature 65 °C is possible. 7) H Generation with CZ-NS4P, F and G Generation with Heat Pump Manager. * DHW Stand Alone is produced by S.A.T.E.

Aquarea All in One

Aquarea All in One: This range intelligently integrates the best hydrokit technology with a premium quality stainless steel tank, which is maintenance-free.

Aquarea All in One: the best Panasonic technology for your home

All in One with U-Vacua insulation technology
Panasonic U-Vacua™ is a high performance vacuum insulation panel with very low thermal conductivity, that performs about 19 times better than standard urethane foam.

High quality components inside:
· Maintenance free Inox stainless 185 l tank
· Variable speed water pump (class A)
· Magnetic Filter with shut-off valves
· Expansion vessel
· Vortex flow sensor
· Back up heater
· Safety valve
· Air purge valves
· 3 way valve inside

U-Vacua™ VIPs consist of a unique fiberglass core encased in a laminate film made up of several layers that include nylon, aluminium, and a protective layer. Interior pressure is reduced to a vacuum of 1-20 Pa, thereby minimising thermal conductivity.



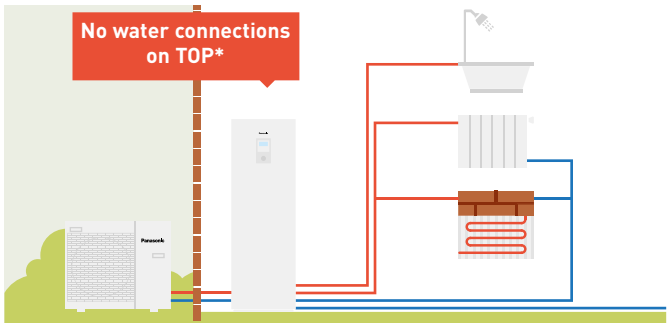

Technology to save space

Space-saving solutions, ideal for installations with restricted space.
· Hydrokit and tank in a single unit
· Water piping connections at the bottom, keeping more space above the unit free for use
· No buffer tank required
· Piping length up to 50 m (for J Generation 7 and 9 kW)
· Modern remote controller can be installed up to 50 m from the indoor unit

* Excluding 2 Zone model.

All in One, easy to install

The Aquarea All in One belongs to the new generation of Panasonic heat pumps for heating, cooling and providing domestic hot water in the home.
Improved square design with white goods finish. Modern remote controller can be installed up to 50 m from the indoor unit.

Installer Friendly:
· Electrical connections is now located on front side
· Easy access to parts and easy to install by having all pipings in a row
· Remote controller with full dotted wide screen and new functions
· Can connect additional room temperature sensor, solar kit, 2 zones control, swimming pool and circulating pump (need optional PCB: CZ-NS4P)
· No buffer tank is required

All in One with 2 zones control.
· 2 heating circuits, with 2 different water temperatures
· 2 water pumps and 2 water filters
· Floor heating water control with mixing valve

2 Zones with control of 2 water temperatures (such as underfloor with water at 35 °C and radiators with water at 45 °C).

Aquarea All in One Compact

The Aquarea All in One Compact unit is the ultimate space-saving solution. Its 598 x 600 mm footprint, standard size of other big appliances, reduces the space required for the installation

High Performance All in One Compact J Generation

With its small 598 x 600 mm footprint, the All in One Compact can be neatly lined up with other big appliances like a refrigerator and/or washing machine to reduce the space required for installation.
And thanks to its low height, it can be installed with a ventilation unit on top.

Aquarea All in One: the best Panasonic technology for your home

Compact and slim design.
- 598 x 600 mm footprint reduces required installation space
- Lower height leaves space for a ventilation unit

Further flexibility.
- Easy access to hydraulic parts
- Less frequent maintenance with pre-installed improved magnet filter
- Operation without backup heating at -20 °C
- Can supply 60 °C hot water even at -10 °C outside temp.

Top-level energy efficiency.
- Top class ErP for heating and DHW COP
- Tank boasts high heat retention thanks to U-Vacua™

The same depth as a regular refrigerator/washing machine.

Made compact but maintenance is still easy


Same 185 L


Width: 116 mm / Height: 250 mm

1 | Maintained serviceability.
- Easy maintenance concept
- Access to hydraulic parts thanks to door opening mechanism
- No buffer tank required, reducing space, cost and installation time

2 | Slimmer, yet same tank capacity.
Piping layout at the top in order to maintain large 185 L tank capacity.

3 | Advanced magnetic water filter for less maintenance.
Dust removal capacity of the water filter has been increased 5 times*. Less frequent filter cleaning means more convenience.

*Compared to conventional model.

4 | Robust body for top ventilation unit.
Strengthening the body and top surface with a frame enables installation of a top ventilation unit. For safety, it's secured with bolts to prevent it falling.



Aquarea High Performance

For new installations and low consumption homes. Outstanding efficiency and energy savings with minimised CO_2 emissions and minimum space.

High Performance helps you to meet strict building requirements and reduce building costs

The heating and production of domestic hot water have a very important impact on the energy consumption of a house. Efficient Panasonic heat pumps can help to significantly reduce the energy consumption of the house.

Key points of the line-up

- Improved performance with COPs up to 5,33 for J Generation 3kW
- Reduced energy consumption through our circulating pump with energy efficiency class "A"
- Remote controller functions added: Auto mode, holiday mode, power consumption display

Panasonic has designed the Aquarea All in One, Bi-bloc and Mono-bloc heat pumps for homes which have high performance requirements. Whatever the weather, Aquarea can work even at -20 °C! The Aquarea is easy to install on new or existing installations, in all types of properties.

High Performance Heat Pumps are highly efficient (KIT-ADC03JE5 for example)

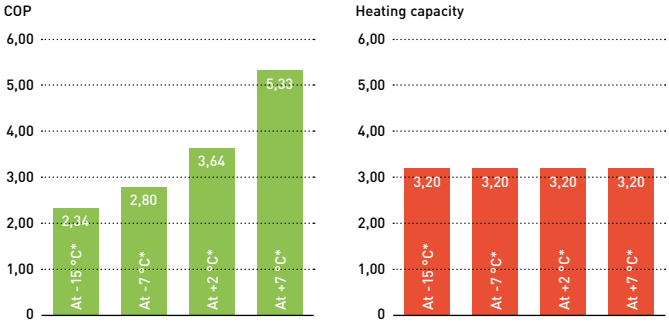

* Heating water at 35 °C.

Standard circulating pumps vs our circulating pump with energy efficiency class "A"

Comparison of energy consumption of circulation pumps. Circulating pump with energy efficiency class "A" with Dynamic flow control for 5 kW Mono-bloc.

* Based on German market: Assuming Standard pump may vary depending on consumption and energy cost.

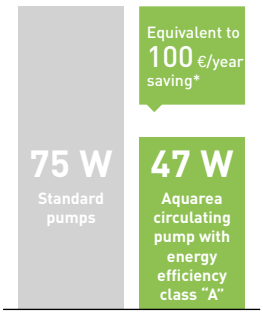

Panasonic created a night mode to reduce the noise when it's needed

Special attention has been given to noise levels.

1) Sound pressure measured at 1 m from the outdoor unit and at 1,5 m height.
2) At standard condition working at heating capacity at +7 °C (heating water at 35 °C) for two fans outdoor units. For one fan outdoor units, night mode reduction is 3 dB(A).

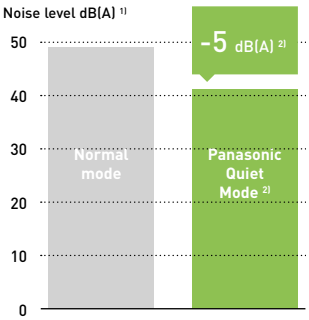

High Performance J Generation keeps 60 °C water outlet temperature even at very low temperatures

Aquarea High performance J Generation is able to keep 60 °C water outlet temperature in outdoor temperatures down to -10 °C, keeping high comfort in the room even at low temperatures. With other heat pumps, water temperature dramatically drops at low outdoor temperatures, making the heat pump to work out of the design conditions and creating discomfort inside the room.

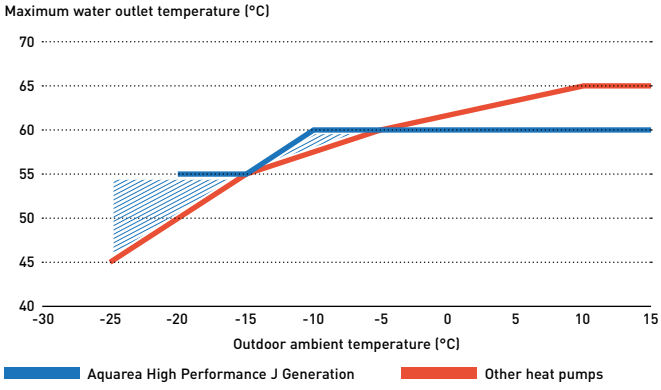

Aquarea T-CAP

For retrofit and new builds, Aquarea T-CAP is the ideal solution for those installations where the output capacity is demanding.
The entire Aquarea T-CAP line-up is excellent for replacing gas or oil boilers and for connecting to new underfloor heating, radiators or fan coil units. Aquarea T-CAP can maintain the heat pump output capacity until -20 °C[1)] outdoor temperature without the help of an electrical booster heater, offering high heating capacity even at low ambient temperatures.

1) At 35 °C flow temperature.

New Aquarea T-CAP Mono-bloc J Generation R32

R32 Refrigerant: A 'small' change that changes everything.
With Mono-bloc, the refrigerant circuit is sealed inside the outdoor unit, so there is no need to worry about the amount of refrigerant per room.

65 °C[1] water temperature possible.
By optimising the system and the refrigerant cycle, the unit can work under higher pressure and realise a water temperature of 65°C.

1) In case of ΔT setting with remote controller is 15 °C and outdoor ambient temperature is 5 to 20 °C, 65 °C hot water temperature is possible. Even with the T-CAP series, capacity will drop when water temperature reaches 65 °C.

How Aquarea T-CAP maintains performance even at -20 °C outdoors

A patent has been obtained for technology that can maintain heating capacity even in low outdoor temperatures through optimal control that comes from incorporating dual-piped heat exchanger into the refrigeration cycle.

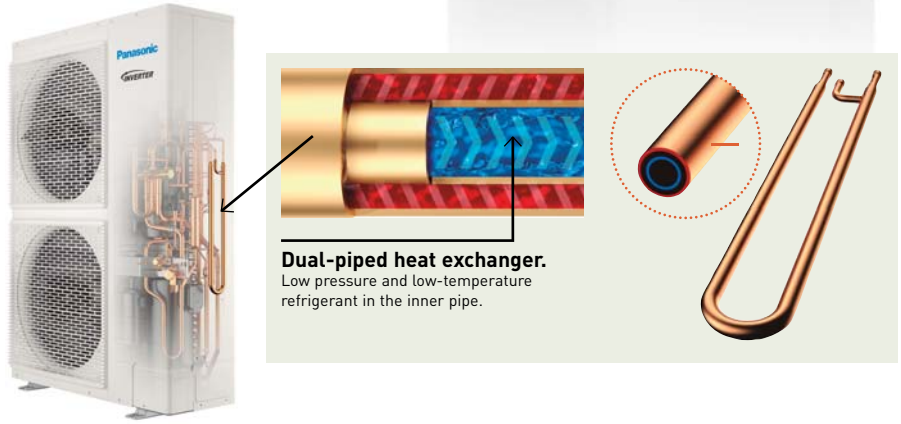

Higher efficiency compared to other heating systems

Panasonic heat pumps have a maximum COP of 5,08 at +7 °C which makes them much more efficient than others heating systems.
T-CAP is also able to provide extremely high efficiencies, whatever the outside or the water temperature.

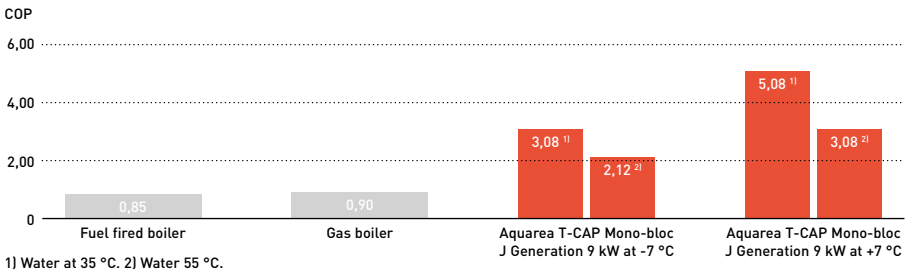

1) Water at 35 °C. 2) Water 55 °C.

No need to oversize to reach required capacity at low temperatures

With AquareaT-CAP technology, Panasonic heat pumps can work in outdoor temperatures as low as -20 °C and maintain capacity without backup heating at -20 °C[1]. With other heat pumps, a larger capacity is required to achieve the same level of comfort at low temperatures.

1) 35 °C flow temperature.

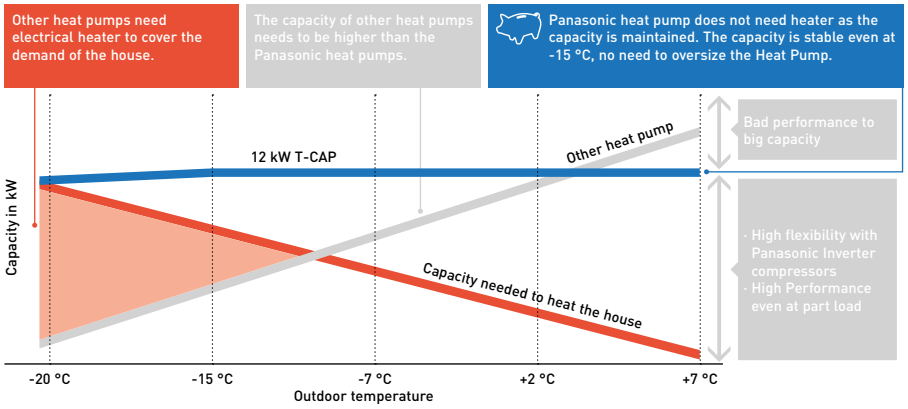

* 55 °C flow temperature. In case of 35 °C the capacity is maintained down to -20 °C.

Aquarea Super Quiet T-CAP Bi-bloc

The special outdoor chassis notably reduces operation sound by up to 15 dB.[1] [2]

1) When comparing WH-UQ12HE8 at quiet mode level 3 operation with WH-UX12HE8 at full load operation. 2) Heating capacity may drop.

Aquarea HT

Aquarea HT can produce a flow temperature of 65 °C making it the ideal high efficiency replacement for oil/gas boilers connected to high temperature radiators.

Green energy source works with existing radiators

The Aquarea HT (9 kW & 12 kW) allows you to replace your traditional heating source (such as oil or gas) while keeping the existing old style radiators for minimum disruption to the home.

Yearly savings with Aquarea HT

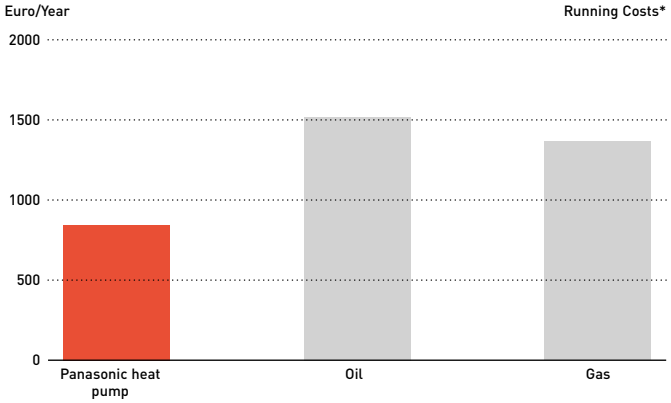

* For a 170 m² house and 40 W/m² energy losses in central Europe Conditions, outside minimum conditions -10 °C.

Aquarea HT: High savings and low CO_2

The benefit of replacing a traditional heating systems with Aquarea HT are clear: Reduced CO_2 emissions, future proofing running costs.
Panasonic heat pumps are much more efficient than fossil fueled boilers and help you to reach your house energy targets.

Easy installation

Air source heat pumps are simple to install. They do not require a chimney, gas connection or oil/lpg tank. All that is required is a power supply connection.

Smart bivalent operation

Using the Aquarea bivalent controller, it is now possible to combine different heat sources (boiler with heat pump) allowing to set up the system to operate in the most efficient way.

Heat pump + boiler with DHW cylinder controlled by the smart bivalent controller.

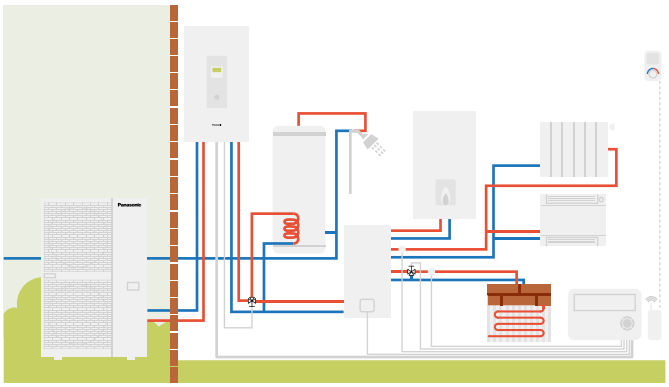

Panasonic Aquarea HT is highly efficient even at low outdoor temperatures

Heating Capacity of a 9 kW HT (WH-SHF09F3E5).

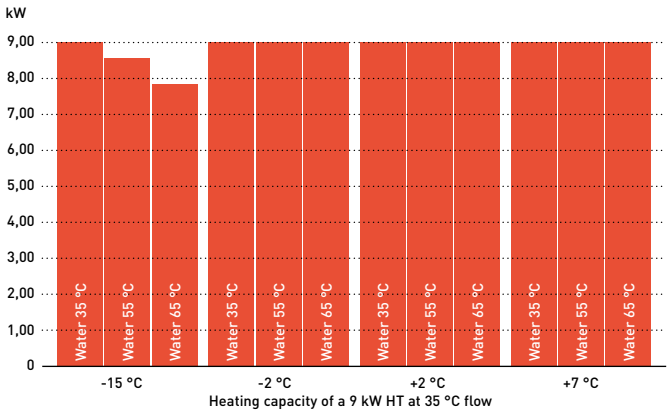

COP (Coefficient of Performance) of a 9 kW HT (WH-MHF09G3E5).

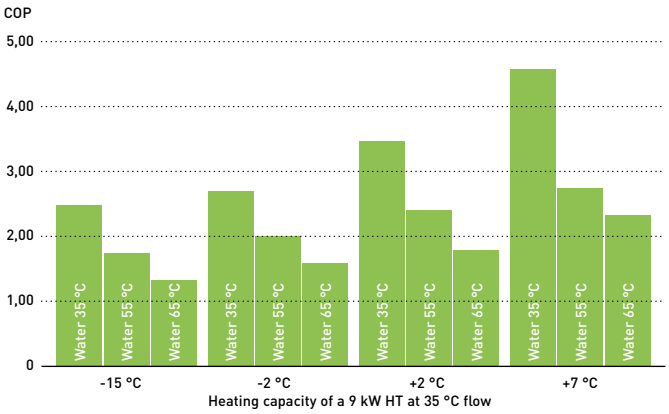

The Aquarea HT range is easy to install and is available with nominal heat outputs of 9 kW or 12 kW. These can be either single or three phase, in both Bi-bloc and Mono-bloc versions.

Aquarea commercial

Solutions for best savings. Efficient Panasonic heat pumps can help to significantly reduce the energy consumption of your business.

Restaurant with Aquarea.

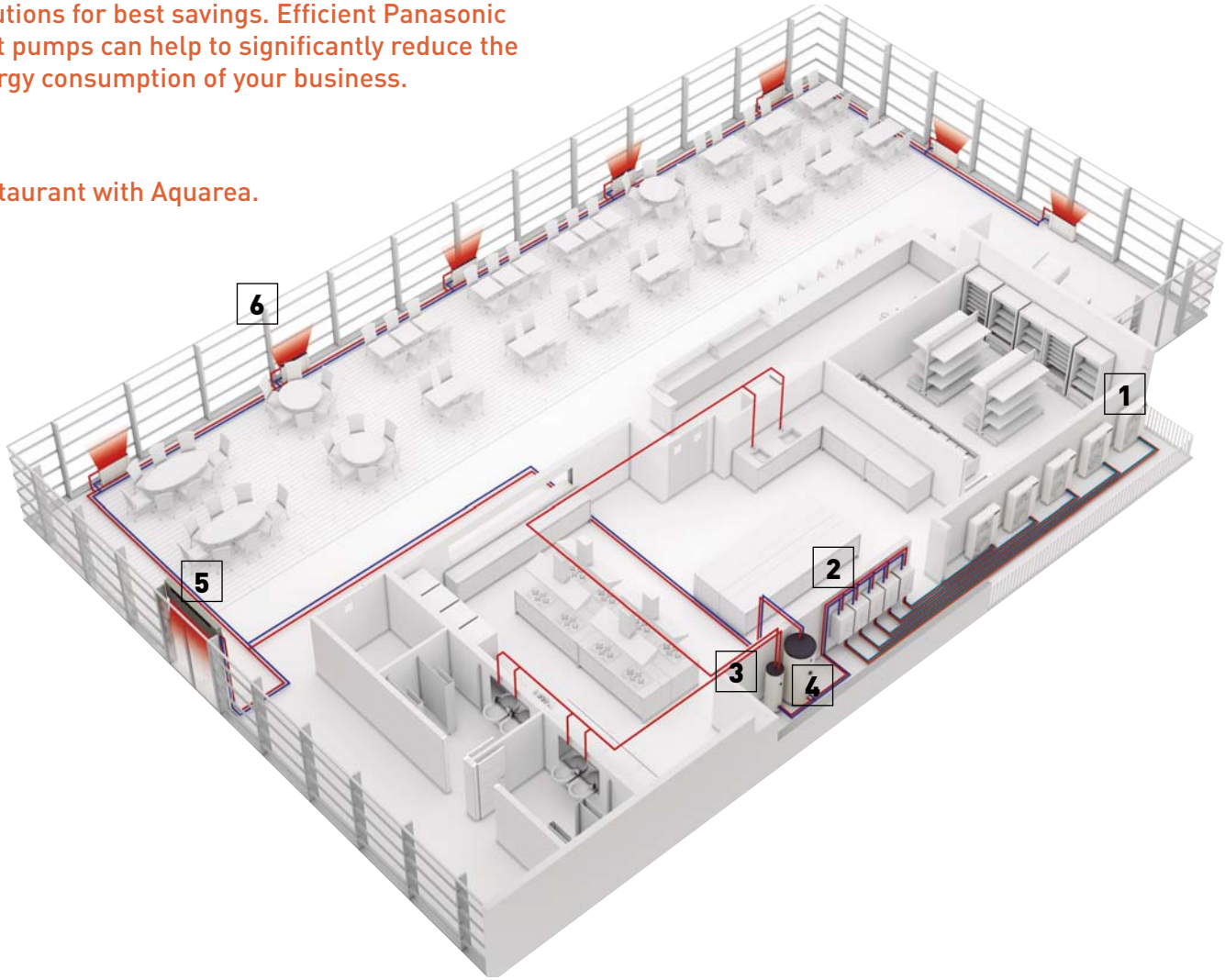



Aquarea T-CAP.
16 kW heat pumps on cascade mode.
T-CAP line-up is an ideal replacement for old gas/ oil boilers.

High efficiency Aquarea T-CAP hydromodule.
Indoor unit of Aquarea Bi-bloc systems. When a Mono-bloc system is used, the hydromodule is integrated in the outdoor unit.

Super high efficiency Tanks.
Combining Panasonic Aquarea with a high efficiency tank ensures the desired volume of hot water, at the correct temperature while reduced energy costs.



Buffer Tank.
Panasonic Aquarea can be combined with the hydraulic elements of the new or existing water system.



Air Curtain with water Coil.
Water coil air curtains can be used in the hydraulic system to have efficient performance of the water system.

Fan coils for heating and cooling.
Aquarea Heat Pumps can be easily connected to the existing water system: 2 way and 4 way fan coils, floor heating, DHW tanks...



Cascade manager.
The Cascade manager enables the control of up to 10 Aquarea Heat Pumps (balancing the working hours and making the operation more efficient) and up to 2 buffer tanks.



BMS integration.
The cascade system can be easily in integrated in a Modbus project thanks to the Cascade manager.

Panasonic Aquarea Heat Pumps offer space saving, energy-efficient heating and can be easily adapted for installation in flats, houses and commercial premises. Businesses producing heating, cooling and big quantities of hot water at 65 °C, such as restaurants or supermarkets, installing an Aquarea Heat Pump system can also use this wasted heat to improve energy efficiency further.
Heat pump technology is scalable, meaning that it can be installed in buildings of varying sizes, offering both small and large-scale heating solutions. The technology is also environmentally friendly when compared to traditional heating systems alternatives based on fossil fuel energy and in addition it is more energy efficient.

Key points:
· Efficient hot water production
· Fast return of investment
· Easy control
· Easy integration in the existing water system: fan coils, floor heating, domestic hot water tanks, etc
· Very good part load management
· High efficiency

Supermarket with Aquarea.

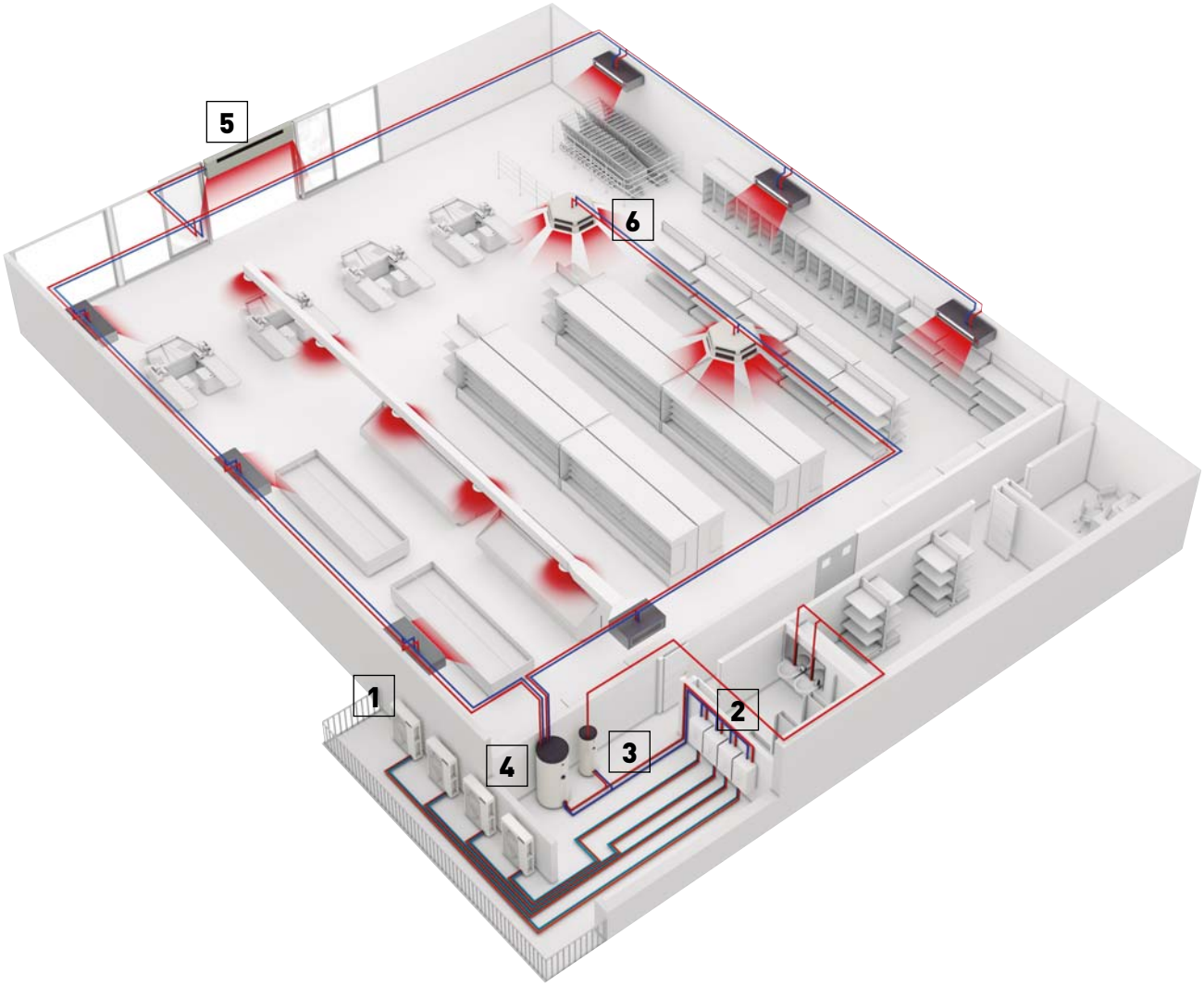

Burger & Lobster restaurant. Bath, UK.
Panasonic's air-to-water Aquarea system has been installed in the latest glamorous Burger & Lobster restaurant in Bath. The Octagon Chapel, a large listed building in the city centre, was converted to accommodate the restaurant, and Panasonic's Aquarea system provided an extensive, energy efficient and unobtrusive heating and cooling solution.

Carluccio's restaurant. UK.
One of UK's leading Italian restaurant, Carluccio's, wanted to install a system which would provide the desired volume of hot water, at the correct temperature while at the same time reduced energy costs. FWP installed a 12 kW Aquarea T-CAP mono bloc unit which would allow for the free air from the kitchen roof space to be transferred through condensing unit providing hot water at the optimum temperature.

Aquarea Smart Cloud for the users

The most advanced heating control for today and for the future. Aquarea can be connected to the Cloud with the accessory CZ-TAW1, enabling both user control and remote maintenance by service partners.

WATCH DEMO

* User interface image may change without notification.

Works with IFTTT

More possibilities with IFTTT.

IF This Then That: IFTTT service enables user to automatically trigger actions for Aquarea system based on other apps, web services or devices.

Connect your Aquarea to your voice assistant, get an e-mail if your Aquarea gets an error or automatically turn on your Aquarea on Heat Mode when outdoor temperature drops below specified level.

Easy and powerful energy management

The Aquarea Smart Cloud is much more than a simple thermostat for switching a heating device ON or OFF. It is a powerful and intuitive service for remotely controlling the full range of heating and hot water functions, including monitoring energy consumption.

How does it work?

After connecting an Aquarea J or H generation to the cloud by wireless LAN or by wired LAN, the user accesses the Cloud portal to remotely operate all functions of his units. He can also permit service partners to access customised functions for remote maintenance and monitoring.

Requirements

1. Aquarea J or H Generation
2. In-house internet connection with router wireless LAN or wired LAN
3. Get a Panasonic ID in https://aquarea-smart.panasonic.com/

Functions:

· Visualization and Control
· Scheduling
· Energy Statistics
· Malfunction notification

Advantages

Energy savings, comfort and control from anywhere.
Increased efficiency and resources management, operating costs savings and owner satisfaction.
The Aquarea Smart Cloud services are focused on enabling full remote maintenance of the Aquarea system. This allows maintenance specialists to engage in predictive maintenance and system fine-tuning, as well as fixing malfunctions when they occur.

Aquarea compatibility	J and H Generation
Connection point	CN-CNT Aquarea port
Home router connection	Wireless or Wired LAN
Temperature sensor	Can use remote controller sensor
Tablet or PC browser compatibility*	Yes
Operation from remote — ON/OFF — Temperature setting Mode selection — DHW setting — Error codes — Scheduling	Yes
Heating areas	Up to 2 zones
Power consumption estimation — Operation log history	Yes — Yes

* Check browsers and version compatibility.

Get the most out of your Aquarea Heat Pump.

Aquarea+ offers end user useful information to operate a Panasonic Aquarea Heat Pump to provide heating, cooling & hot water in the most efficient and cost effective way.

AQUAREA+

Aquarea Service Cloud for Installers / Maintenance

WATCH DEMO



The real remote maintenance made simple

The Aquarea Service Cloud allows installers to take care of their customers' heating systems remotely. It saves time and money and shortens the response time, thus increasing the customers' satisfaction.

Advanced functions for remote maintenance with professional screens:

- Global view at a glance
- Error log history
- Full unit information
- Statistics always available
- Most settings available

Home page.
Status of connected users at a glance. 2 view options: map view or list view.

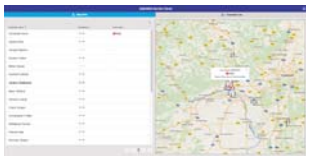

Status tab.
Current status of unit with a maximum 28 parameters.

Statistics tab.
Customisable statistics of a maximum of 71 parameters. Available anytime with the information of the last 7 days.

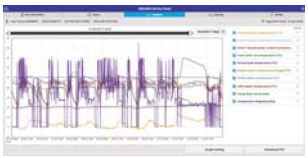

Settings tab.
Most of the user and installer settings can be done remotely.

Activation of the Aquarea Service Cloud

Requirements.

Hardware and connection	End user registration	Installer / maintenance registration
J or H Generation Aquarea connected to CZ-TAW1	Get Panasonic ID	Get Service ID
In-house internet connection with Wireless LAN or Wired LAN	Aquarea Smart Cloud	Aquarea Service Cloud

Connecting the unit to the Aquarea Service Cloud.
The process can be initiated by the end user or by the installer.
The end user can select and change the installer's level of control anytime (4 levels).

Installer registration: https://aquarea-service.panasonic.com/

End user registration: https://aquarea-smart.panasonic.com/

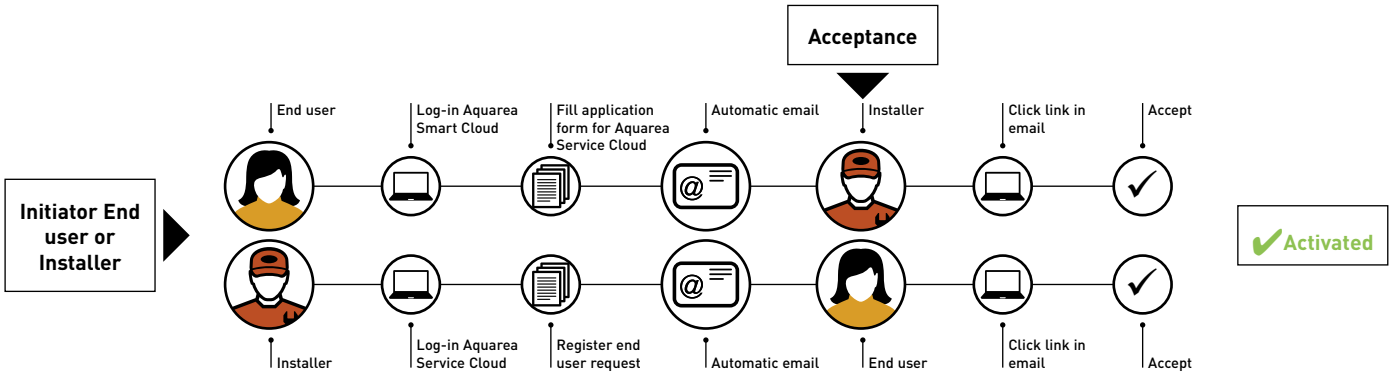

Control and connectivity

Home connectivity and Home Managements Systems integration is becoming more and more popular. These integrations helps to control all house devices from centralised platform and helps to optimise the operation and running costs. Panasonic interfaces are made to work with both KNX and Modbus, the most populars protocols. Also for non integrated control, Panasonic developed a simple connection to Wireless LAN, with this end user can control remotely its own heat pump from wherever.

Connectivity. Control by BMS

Great flexibility for integration into your KNX / Modbus projects allows fully bi-directional monitoring and control of all the functioning parameters.

Reference	KNX PAW-AW-KNX-1i / PAW-AW-KNX-H	Modbus® PAW-AW-MBS-1 / PAW-AW-MBS-H
Small dimensions	✔	✔
Quick installation and possibility of hidden installation	✔	✔
External power not required	✔	✔
Direct connection to the unit	✔	✔
Control and monitoring, from sensors or gateways, of the internal variables of the indoor unit and error codes and indication	✔ Fully interoperable	
Control and monitoring, from any BMS or PLC Modbus Master, of internal variables of the indoor unit and error codes and indication		✔ Fully interoperable
Aquarea unit can be controlled simultaneously by its remote controller and by KNX / Modbus Master devices	✔	✔

These interfaces allows full monitoring and control, bi-directional, of most of the functioning parameters of Aquarea control from KNX / Modbus installations.

Advanced controller for J and H Generation

Improved visibility & Easy operation with large full dot LCD display and large touch panel!
Remote controller can be removed from indoor unit and installed in living room.

Key Points:
Full large dot LCD screen (3,5 inch): High resolution screen with backlight, easy set up, check conditions easily, flat, innovative design, temperature sensor included in controller.

Function for installer:
- Floor heating concrete dry mode: Allows for a slow increase in temperature of underfloor heating via software.
- Heating and Cooling Mode: Authorised PRO Partners can enable the cooling mode through a special operation via the remote controller on site
- Installer can select delta T. Water pump speed is selected automatically due to this setting

Function for End User:
- Auto Mode: Automatically changes from heating to cooling depending on outdoor temperature.
- Energy Consumption Display: Displays the heat pump's energy consumption, split by heating, cooling and domestic hot water, showing the total consumption figure.
- Holiday Mode: Enables the system to resume at the preset temperature after your holiday

PCB for additional functions



SG Ready Smart Heat Pumps

CZ-NS4P. Optional PCB for advanced functions.
The optional PCB CZ-NS4P enable advanced control functions for Aquarea Heat Pumps J and H Generation.
The optional PCB is connected to the main.
These functions are available through the connection of the optional PCB (CZ-NS4P) to the main PCB:
- Control of 2 zones with 2 mixing valves, 2 pumps and 2 room thermostats or sensors
- Control of swimming pool
- 0-10 V signal for heat pump demand control
- Buffer tank temperature sensor
- Solar thermal control
- External heating / cooling mode switch
- Stop compressor by external compressor switch
- Error output signal
- SG ready*

* Aquarea H and J Generation heat pumps in combination with the optional PCB CZ-NSP4 hold the SG Ready Label (Smart Grid Ready Label), given by Bundesverband Warmepumpe (German Heat Pump Association). This Label shows the real capacity of Aquarea to be connected in an intelligent grid control.

Cascade controller

PAW-A2W-CMH. Cascade Manager.
- Cascade up to 10 heat pumps, getting up to 160 kW.
- Manages the heat demand based on a PID logic, balancing working hours
- Can control 3 way valves for cooling (2 buffer tanks)
- Modbus IP for BMS communication
- DHW control logic
- Large, easy-to- use touch screen display, with information about the heat pump
- All components in one case
- Compatible with Aquarea heat pumps, J or H Generation*.

* Requires 1 PAW-AW-MBS-H per each Aquarea.

Model name	Interface
PAW-AW-KNX-H	KNX Interface for J and H Generation
PAW-AW-MBS-H	Modbus Interface for J and H Generation
PAW-AW-KNX-1i	KNX interface (not compatible with J and H Generation)
PAW-AW-MBS-1	Modbus interface (not compatible with J and H Generation)

Model name	Interface
PAW-A2W-CMH	Cascade controller
CZ-TAW1	Aquarea Smart Cloud, internet control through wireless or wired LAN for Aquarea J and H generation
CZ-NS4P	PCB for advanced functions in J and H Generation

How Panasonic contributes to Nearly Zero Energy Buildings (nZEB)

Panasonic is committed to develop products with greater energy efficiency.
Our expertise gained over the years has helped to launch a range of products that contribute to a more carbon-free society.
Highly efficient Panasonic solutions can help to significantly reduce the energy consumption of the house , at the same time a high level of comfort and good indoor air quality are kept.

- Aquarea High performance heat pump for heating, cooling and domestic hot water production
- Aquarea Smart Cloud, for energy monitoring
- Heat recovery ventilation system
- PV panels to produce renewable energy on-site

Aquarea heat pumps and the ventilation unit with heat recovery certified as Passive House Component

Aquarea High Performance All in One Compact and Bi-bloc J Generation heat pumps[1] and the ventilation unit with heat recovery PAW-A2W-VENTA have been certified by the Passive House Institute (PHI) as Passive House Component. This certification ensures highly energy efficient components according to international criteria for respective thermal performance, comfort and indoor air quality.

1) 3, 5 and 7 kW models.

Certified models can be checked under the certification section of https://database.passivehouse.com.

CERTIFIED COMPONENT Passive House Institute

cool, temperate climate
CERTIFIED COMPONENT Passive House Institute

H3 Grande Passive House, Poland.
When looking for a energy-efficient heating solution, Polish construction company Procyon selected a 5 kW Panasonic Aquarea High Performance heat pump for its passive house project, H3 Grande. Procyon found this solution reduced annual heating expenses by almost half compared to an oil-based system, or by 10 % in comparison to natural gas.
H3 Grande is a 175 m² detached house certified by the Passive House Institute (PHI) in Darmstadt. It is designed to minimise energy losses while incorporating an attractive, yet simple aesthetic. The building's shape, interior design and pitched roof contribute to the energy balance of the house, while large south-facing windows and wall insulation provide passive thermal comfort by retaining heat. The building has very low heating demand of approximately 15 kW/m² and is designed to minimise energy.

Aquarea + PV panels

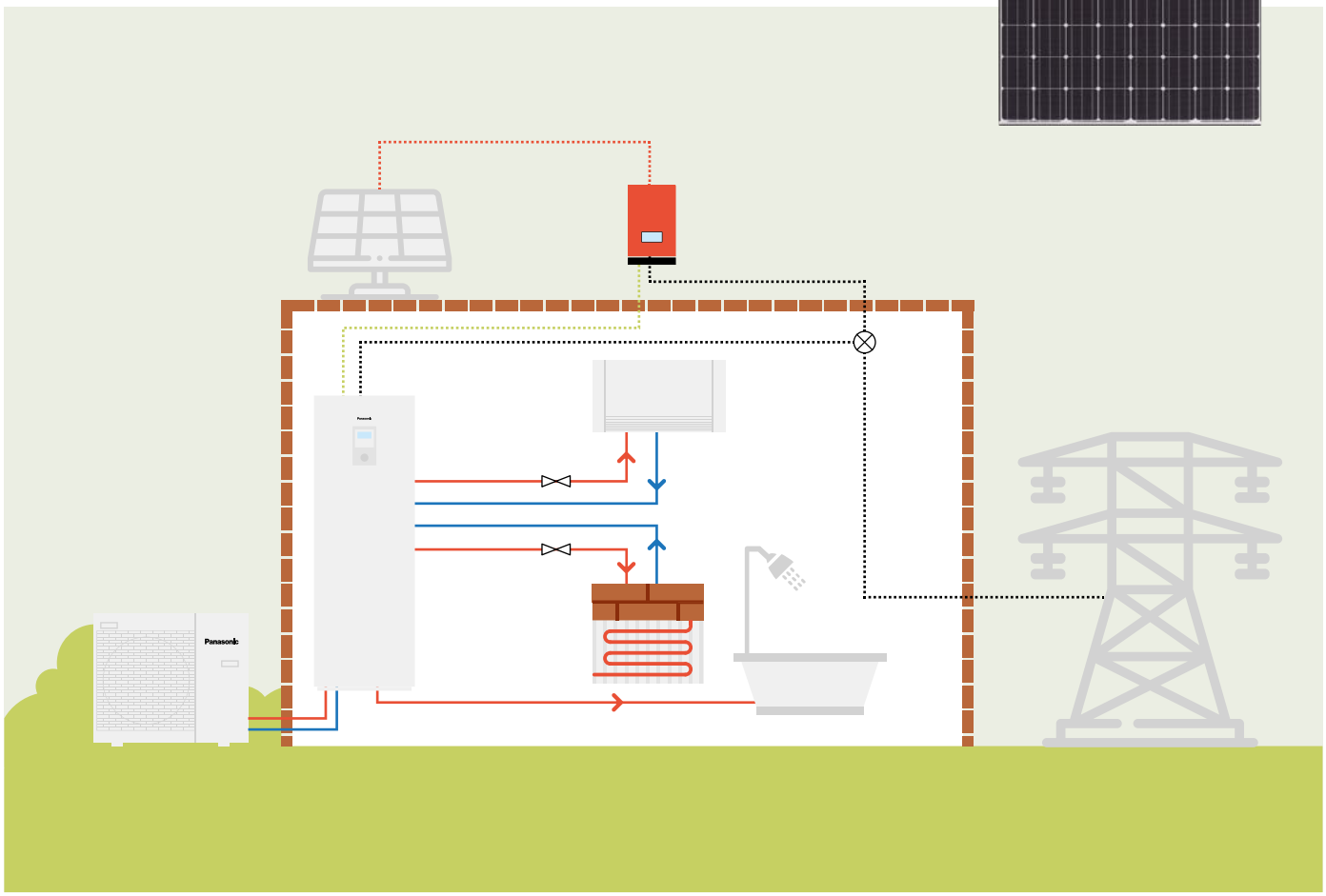

Aquarea Heat Pumps are designed with the future in mind. They can synchronise with PV panels with simple CZ-NS4P PCB. Thanks to this feature, demand of heating, cooling and domestic hot water production is adapted to the PV panel production.

A part of converting Aquarea in Smart Grid ready, the additional PCB allows 0-10 V control, for and advanced energy management.

Turning a family home into an energy-neutral home with Panasonic air to water.
Sinne Technyk, installer, opts for Aquarea T-CAP heat pump combined with HIT KURO photovoltaic panels for a house in Oudemirdum in Friesland, the Netherlands. With this combination, the household enjoys energy-neutral and free heating, as well as domestic hot water, and benefit for a more comfortable indoor climate
The house had an annual gas consumption of 1800 to 2200 cubic meters per year. "The aim was to realize an energy-neutral home and reduce the usage of gas to zero," explains Leo van der Molen of Sinne Technyk. "That makes a heat pump an interesting option." With the comfort of the customers and neighbours in mind, a silent Aquarea T-CAP heat pump was chosen, powered by solar panels. A total of 24 Panasonic HIT KURO solar panels of 325 Wp each were installed. "The products of Panasonic are high end but offer a higher quality than other solutions. The price-quality ratio is, therefore, considerably better," says Van der Molen.

Panasonic PRO Club makes your life easier. All Aquarea design tools can be found there

Panasonic has an impressive range of support services for designers, specifiers, engineers and distributors working in air-to-water heat pump projects.

Energy Label

Fridges, dishwashers, washing machines, ovens – it all started with white goods in the 1990s. Today, other energy-consuming appliances also carry the European energy efficiency label, such as televisions and lighting. From 2013, the regulations applied to air conditioners and heat pumps but since September 2015, it has also been applicable to room heaters, water heaters and storage water heaters.
Minimum energy efficiency requirements are also specified for manufacturers of system and combi boilers, water heaters and DHW cylinders.
The purpose of Energy Labels are to assist consumers in their purchasing decisions, as well as ecodesign requirements on products which help reduce private energy demand and help to reduce global warming.

Panasonic helps you to calculate the system label.
From 26th September 2015, installers can be assured that all products manufactured after this date will be sold with the required energy efficiency labels which will aid installers with their paperwork. While it is the manufacturer's responsibility to issue their products with the required labels, the installers will need to calculate and issue an energy efficiency label for the entire heating system. Whether installing a new heating system or installing new boilers, controls or renewables into an existing system, it is, and will continue to be, the installer's responsibility to calculate and issue energy efficiency labels. Calculators which assist installers with this process are available on www.panasonicproclub.com.

Information on the energy efficiency label.
The rating system for heat pumps classifies them into seven efficiency categories. From 26th September 2019, the best energy efficiency category is A+++, least energy efficient is D. The energy efficiency label for system boilers shows its efficiency category on a scale from A+++ to D, and from A+ to F for hot water cylinders.

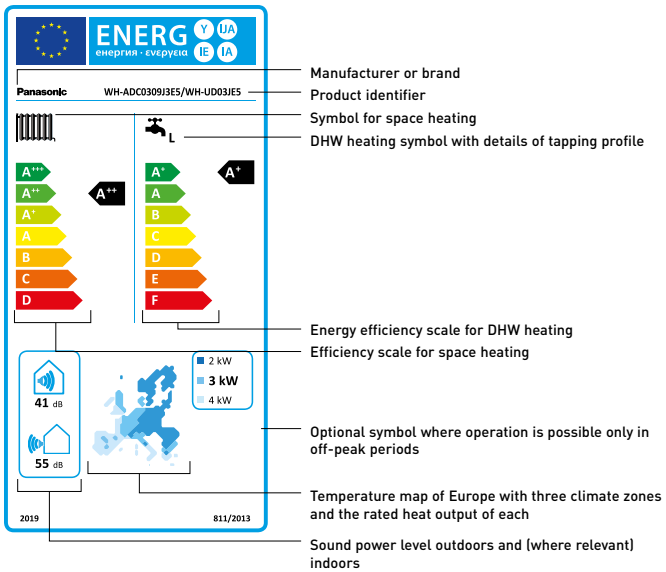

Aquarea design tools

Panasonic provides bespoke software helping system designers, installers and dealers to very quickly design and size systems, create wiring diagrams and issue bills of quantities at the push of a button.

Aquarea Designer

This program allows HVAC designers, installers and distributors to identify the correct heat pump for a particular application from Panasonic's Aquarea range, calculate the savings compared to other heat sources and very quickly calculate CO_2 emissions.
Using Panasonic's Aquarea Designer, projects can be developed simply and easily, by either using the Quick Design or Expert Design options. Each allows the user to build up the project data in a simple step-by-step process and choose to output reports (project data input includes: either Quick or Large formats) as HTML files or as print-outs. To create these useful reports, project data is input, including:

- Heated area
- Heating requirement
- Heating flow and return temperatures
- Climate data (from a simple drop-down menu) including outdoor temperature
- Type of hot water tank, storage capacity and hot water target temperature

Aquarea Designer also means saving

Aquarea Designer will calculate the project's energy costs in terms of hot water, heating and pumping. It will show the equipment running times and calculate the COP (coefficient of performance). It then allows the designer to show clients a comparison with other equipment options such as heating by conventional gas-fired boilers, oil systems, wood, standard electric heating and electric night storage heaters. This compares running costs, initial investment costs and maintenance costs. The comparison can also be made for CO_2 emissions and savings.

Panasonic
AQUAREA DESIGNER

Heating demand calculator

This software can quickly and easily determine the heating requirements for the rooms in a project. The Heating demand calculator will help determine approximately how much power is needed to heat each room individually. The result in kilowatts will help you choose the space heater best suited to your needs.

CAD images and spec texts

In order to add value in the design of projects, Panasonic has a wide library of 2D CAD, BIM objects (Building Information Modeling) and Spec texts to be used in Revit.

All the support tools are available in Panasonic PRO Club (www.panasonicproclub.com).
Among many others, these are the main tools for the design of Aquarea projects.

Hydraulic scheme generator

This tool allows costumers to select the scheme between more than 110 different type according to their installation requirements in a simple way. It possible to download hydraulic and electric part in pdf and in cad file. Moreover it is available a list, one for each scheme type, with the Panasonic codes and third party codes that the costumers need to realize the installation in a proper way.

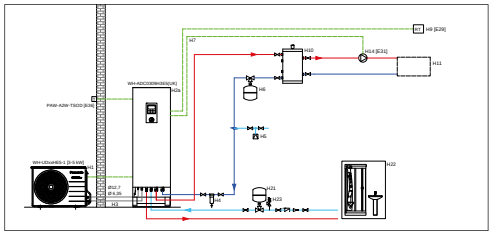

Panasonic helps you to calculate the system label www.panasonicproclub.com or connect simply with your smartphone to the PRO Club using this QR.

PRO Club

Aquarea Heat Pump range

		3 kW	5 kW	7 kW
Aquarea High Performance **P. 51, 52 , 53, 54**	**All in One** 1 Phase 3 Phase	WH-ADC0309J3E5 WH-ADC0309J3E5B WH-ADC0309J3E5C WH-UD03JE5	WH-ADC0309J3E5 WH-ADC0309J3E5B WH-ADC0309J3E5C WH-UD05JE5	WH-ADC0309J3E5 WH-ADC0309J3E5B WH-ADC0309J3E5C WH-UD07JE5
P. 55, 56	**Bi-bloc** 1 Phase 3 Phase	WH-SDC0305J3E5 WH-UD03JE5	WH-SDC0305J3E5 WH-UD05JE5	WH-SDC0709J3E5 WH-UD07JE5
P. 57, 58	**Mono-bloc** 1 Phase		WH-MDC05J3E5	WH-MDC07J3E5
Aquarea T-CAP **P. 59, 60, 61**	**All in One** 1 Phase 3 Phase			
P. 62, 63	**Bi-bloc** 1 Phase 3 Phase			
P. 64, 65	**Mono-bloc** 1 Phase 3 Phase			
Aquarea HT **P. 66**	**Bi-bloc** 1 Phase 3 Phase			
P. 67	**Mono-bloc** 1 Phase			

Heating. Cooling. DHW. WH-__E5 1 Phase // WH-__E8 3 Phase. Green color: J Generation models with R32 refrigerant. 1) Available in May 2021. 2) Available in summer 2021.

Check all our certified heat pumps on:
www.heatpumpkeymark.com

	9 kW	12 kW	16 kW
	WH-ADC0309J3E5 WH-ADC0309J3E5B WH-ADC0309J3E5C WH-UD09JE5-1 WH-ADC0916H9E8 WH-UD09HE8	WH-ADC1216H6E5 WH-UD12HE5 WH-ADC0916H9E8 WH-UD12HE8 **NEW** WH-ADC1216H6E5C [1] WH-UD12HE5	WH-ADC1216H6E5 WH-UD16HE5 WH-ADC0916H9E8 WH-UD16HE8 **NEW** WH-ADC1216H6E5C [1] WH-UD16HE5
	WH-SDC0709J3E5 WH-UD09JE5-1 WH-SDC09H3E8 WH-UD09HE8	WH-SDC12H6E5 WH-UD12HE5 WH-SDC12H9E8 WH-UD12HE8	WH-SDC16H6E5 WH-UD16HE5 WH-SDC16H9E8 WH-UD16HE8
	WH-MDC09J3E5	WH-MDC12H6E5	WH-MDC16H6E5
	WH-ADC1216H6E5 WH-UX09HE5 WH-ADC0916H9E8 WH-UX09HE8 WH-ADC0916H9E8 WH-UQ09HE8 **NEW** WH-ADC1216H6E5C WH-UX09HE5	WH-ADC1216H6E5 WH-UX12HE5 WH-ADC0916H9E8 WH-UX12HE8 WH-ADC0916H9E8 WH-UQ12HE8 **NEW** WH-ADC1216H6E5C [1] WH-UX12HE5	WH-ADC0916H9E8 WH-UX16HE8 WH-ADC0916H9E8 WH-UQ16HE8
	WH-SXC09H3E5 WH-UX09HE5 WH-SXC09H3E8 WH-UX09HE8 WH-SQC09H3E8 WH-UQ09HE8	WH-SXC12H6E5 WH-UX12HE5 WH-SXC12H9E8 WH-UX12HE8 WH-SQC12H9E8 WH-UQ12HE8	WH-SXC16H9E8 WH-UX16HE8 WH-SQC16H9E8 WH-UQ16HE8
	WH-MXC09H3E5 WH-MXC09H3E8 **NEW** WH-MXC09J3E5 WH-MXC09J3E8 [2]	WH-MXC12H6E5 WH-MXC12H9E8 **NEW** WH-MXC12J6E5 WH-MXC12J9E8 [2]	WH-MXC16H9E8 **NEW** WH-MXC16J9E8 [2]
	WH-SHF09F3E5 WH-UH09FE5 WH-SHF09F3E8 WH-UH09FE8	WH-SHF12F6E5 WH-UH12FE5 WH-SHF12F9E8 WH-UH12FE8	
	WH-MHF09G3E5	WH-MHF12G6E5	

Aquarea, top-level efficiency across the board

Aquarea J Generation: much more than Aquarea in R32. Available in 3/5/7/9 kW All in One / Bi-bloc and 5/7/9/12/16 kW Mono-bloc.

1 Keeping Aquarea essence

- A+++ in heating mode at 35 °C (scale from A+++ to D)
- Optional Aquarea Smart and Service Cloud

2 Higher efficiency

- SCOP up to + 5 % vs H Generation
- DHW COP up to 3,30 (for 3 kW All in One and 5 kW models)

3 More flexibility in design

- 60 °C water temperature (up to 65 °C in T-CAP Mono-bloc)
- Piping length between indoor and outdoor units improved: 7/9 kW: 50/30 m (up to 40 m without minimum floor area*) - 3/5 kW: 25/20 m
- Chiller function: cooling down to 10 °C outdoor temperature

* With a 5 % decrease of the capacity.

4 New smart functions

- SG ready for heating, cooling and DHW modes
- Utility remote bivalent control: By dry contacts*
- Stop external device when defrost by Dry contact (for fan coil fan stop)*

* Can not be used at same time.

5 More comfort

- Better comfort in extreme low temperature: Heating curve can be set up down to -20 °C
- Efficient or comfort mode for DHW: Part load for better efficiency or full load to reduce the heat up time
- DHW two sensor position selectable for All in One: Efficient position (best DHW COP) or bigger volume of hot water

Other improvements: More silent outdoor units / Magnet filter for water cycle.

R32 refrigerant gas: A 'small' change that changes everything

Panasonic recommends R32 because it is comparably environmentally friendly. Compared to R22 and R410A, R32 has a very low potential impact on the depletion of ozone layer and global warming.

In line with the European countries who are concerned in protecting and maintaining the environment by participating in the Montreal Protocol to protect the Ozone Layer and prevent Global Warming, Panasonic is leading the switch to R32.

GOOD DESIGN 011-1W0207 011-1W0208 011-1W0209

A++ ErP 55 °C Scale from A+++ to D

A+++ ErP 35 °C Scale from A+++ to D

A+ DHW Scale from A+ to F

Aquarea High Performance All in One J Generation Single phase. Heating and Cooling 1 or 2 zones • R32

Energy efficiency: COP up to 5,33 / A+++ in heating at 35 °C and A+ in DHW / "A" water pump with variable speed / Stainless steel DHW tank with U-Vacua™ insulation panel / Built-in flow meter.

Flexibility: Long piping lengths / Built-in magnetic water filter.

Comfort: Heating curve down to -20 °C / 60 °C water outlet temperature.

Control: Additional functions with optional PCB (2 zone control, bivalent control, Smart Grid contact and more).

Connectivity: Optional Aquarea Smart and Service Cloud and integration into BMS projects.

			Single phase (Power to indoor)			
Kit 1 zone (for 2 zone add B at the end)			**KIT-ADC03JE5**	**KIT-ADC05JE5**	**KIT-ADC07JE5**	**KIT-ADC09JE5-1**
Heating capacity / COP (A +7 °C, W 35 °C)		kW / COP	3,20 / 5,33	5,00 / 5,00	7,00 / 4,76	9,00 / 4,48
Heating capacity / COP (A +7 °C, W 55 °C)		kW / COP	3,20 / 2,81	5,00 / 2,72	7,00 / 2,82	8,95 / 2,78
Heating capacity / COP (A +2 °C, W 35 °C)		kW / COP	3,20 / 3,64	4,20 / 3,18	6,85 / 3,41	7,00 / 3,40
Heating capacity / COP (A +2 °C, W 55 °C)		kW / COP	3,20 / 2,19	4,10 / 1,99	6,20 / 2,21	6,30 / 2,16
Heating capacity / COP (A -7 °C, W 35 °C)		kW / COP	3,30 / 2,80	4,20 / 2,59	5,60 / 2,87	6,12 / 2,78
Heating capacity / COP (A -7 °C, W 55 °C)		kW / COP	3,20 / 1,79	3,55 / 1,71	5,25 / 1,94	5,90 / 1,93
Cooling capacity / EER (A 35 °C, W 7 °C)		kW / EER	3,20 / 3,52	4,50 / 3,00	6,70 / 3,03	8,20 / 2,72
Cooling capacity / EER (A 35 °C, W 18 °C)		kW / EER	3,20 / 4,71	4,80 / 4,29	6,70 / 4,72	9,00 / 4,18
Heating average climate (W 35 °C / W 55 °C)	Seasonal energy efficiency	ηs %	200 / 136	200 / 136	193 / 130	193 / 130
		SCOP	5,07 / 3,47	5,07 / 3,47	4,90 / 3,32	4,90 / 3,32
	Energy class [1]	A+++ to D	A+++ / A++	A+++ / A++	A+++ / A++	A+++ / A++
Heating warm climate (W 35 °C / W 55 °C)	Seasonal energy efficiency	ηs %	245 / 165	245 / 165	227 / 160	227 / 160
		SCOP	6,20 / 4,20	6,20 / 4,20	5,75 / 4,07	5,75 / 4,07
	Energy class [1]	A+++ to D	A+++ / A+++	A+++ / A+++	A+++ / A+++	A+++ / A+++
Heating cold climate (W 35 °C / W 55 °C)	Seasonal energy efficiency	ηs %	157 / 110	157 / 110	164 / 116	164 / 116
		SCOP	4,00 / 2,83	4,00 / 2,83	4,18 / 2,98	4,18 / 2,98
	Energy class [1]	A+++ to D	A++ / A+	A++ / A+	A++ / A+	A++ / A+
Indoor unit 1 zone hydrokit			**WH-ADC0309J3E5**	**WH-ADC0309J3E5**	**WH-ADC0309J3E5**	**WH-ADC0309J3E5**
Indoor unit 2 zones built-in hydrokit			**WH-ADC0309J3E5B**	**WH-ADC0309J3E5B**	**WH-ADC0309J3E5B**	**WH-ADC0309J3E5B**
Sound pressure	Heat / Cool	dB(A)	28 / 28	28 / 28	28 / 28	28 / 28
Dimension	H x W x D	mm	1800 x 598 x 717	1800 x 598 x 717	1800 x 598 x 717	1800 x 598 x 717
Net weight 1 zone / 2 zones		kg	122 / 130	122 / 130	122 / 130	122 / 130
Water pipe connector		Inch	R 1¼	R 1¼	R 1¼	R 1¼
A class pump	Number of speeds		Variable Speed	Variable Speed	Variable Speed	Variable Speed
	Input power (Min / Max)	W	30 / 120	30 / 120	30 / 120	30 / 120
Heating water flow (ΔT=5 K. 35 °C)		L/min	9,20	14,30	20,10	25,80
Capacity of integrated electric heater		kW	3,00	3,00	3,00	3,00
Recommended fuse		A	16 / 16	16 / 16	25 / 16	25 / 16
Recommended cable size, supply 1 / 2		mm²	3 x 1,5 / 3 x 1,5	3 x 1,5 / 3 x 1,5	3 x 2,5 / 3 x 1,5	3 x 2,5 / 3 x 1,5
Water volume		L	185	185	185	185
Maximum water temperature		°C	65	65	65	65
Material inside tank			Stainless steel	Stainless steel	Stainless steel	Stainless steel
Tapping profile according EN16147			L	L	L	L
DHW tank ERP efficiency average / warm / cold [2]		A+ to F	A+ / A+ / A	A+ / A+ / A	A+ / A+ / A	A+ / A+ / A
DHW tank ERP average climate η / COPdHW		ηwh % / COPdHW	132 / 3,30	132 / 3,30	120 / 3,00	120 / 3,00
DHW tank ERP warm climate η / COPdHW		ηwh % / COPdHW	155 / 3,88	155 / 3,88	140 / 3,50	140 / 3,50
DHW tank ERP cold climate η / COPdHW		ηwh % / COPdHW	99 / 2,48	99 / 2,48	99 / 2,47	99 / 2,47
Outdoor unit			**WH-UD03JE5**	**WH-UD05JE5**	**WH-UD07JE5**	**WH-UD09JE5-1**
Sound power [3]	Heat	dB(A)	55	55	59	59
Dimension / Net weight	H x W x D	mm / kg	622 x 824 x 298 / 37	622 x 824 x 298 / 37	795 x 875 x 320 / 61	795 x 875 x 320 / 61
Refrigerant (R32) / CO_2 Eq.		kg / T	0,9 / 0,608	0,9 / 0,608	1,27 / 0,857	1,27 / 0,857
Pipe diameter	Liquid / Gas	Inch (mm)	1/4 (6,35) / 1/2 (12,70)	1/4 (6,35) / 1/2 (12,70)	1/4 (6,35) / 5/8 (15,88)	1/4 (6,35) / 5/8 (15,88)
Pipe length range / Elevation difference (in/out)		m / m	3 ~ 25 / 20	3 ~ 25 / 20	3 ~ 50 / 30	3 ~ 50 / 30
Pipe length for additional gas / Additional gas amount		m / g/m	10 / 20	10 / 20	10 / 25	10 / 25
Operation range - outdoor ambient	Heat	°C	-20 ~ +35	-20 ~ +35	-20 ~ +35	-20 ~ +35
	Cool	°C	+10 ~ +43	+10 ~ +43	+10 ~ +43	+10 ~ +43
Water outlet	Heat / Cool	°C	20 ~ 60 / 5 ~ 20	20 ~ 60 / 5 ~ 20	20 ~ 60 / 5 ~ 20	20 ~ 60 / 5 ~ 20

Accessories	
PAW-ADC-PREKIT-1	Piping pre installation kit for J Generation
PAW-ADC-CV150	Decorative magnetic side cover
CZ-NS4P	Additional functions PCB

Accessories	
CZ-TAW1	Aquarea Smart Cloud for remote control and maintenance through wireless or wired LAN
PAW-A2W-RTWIRED	Room thermostat
PAW-A2W-RTWIRELESS	Wireless LCD room thermostat

1) Scale from A+++ to D. 2) Scale from A+ to F. 3) Sound power in accordance to 811/2013, 813/2013 and EN12102-1:2017 at +7 °C. * EER and COP calculation is based in accordance to EN14511. ** This product is designed to comply with the European Water Quality Directive 98/83/EC amended by 2015/1787/EU. The lifespan of the product is not guaranteed in the case of the use of groundwater, such as spring water or well water, the use of tap water when salt or other impurities are contained, nor in areas of acidic water quality. Maintenance and warranty costs related to these cases are the customer's responsibility.

INTERNET CONTROL: Optional. GOOD DESIGN AWARD 2017: Indoor units All in One and Bi-bloc J and H Generation awarded with the prestigious Good Design Award 2017.

GOOD DESIGN

ErP 55 °C Scale from A+++ to D

ErP 35 °C Scale from A+++ to D

DHW Scale from A+ to F

Aquarea High Performance All in One H Generation
Single phase / Three phase. Heating and Cooling • R410A

Energy efficiency: A+++ in heating at 35 °C and A+ in DHW / "A" water pump with variable speed / Stainless steel DHW tank with U-Vacua™ insulation panel / Built-in flow meter.

Flexibility: Optional magnet for the water filter.

Comfort: Operation range down to -20 °C.

Control: Additional functions with optional PCB (2 zone control, bivalent control, Smart Grid contact and more).

Connectivity: Optional Aquarea Smart and Service Cloud and integration into BMS projects.

			Single phase (Power to indoor)		Three phase (Power to indoor)		
Kit			**KIT-ADC12HE5**	**KIT-ADC16HE5**	**KIT-ADC09HE8**	**KIT-ADC12HE8**	**KIT-ADC16HE8**
Heating capacity / COP (A +7 °C, W 35 °C)		kW / COP	12,00/4,74	16,00/4,28	9,00/4,84	12,00/4,74	16,00/4,28
Heating capacity / COP (A +7 °C, W 55 °C)		kW / COP	12,00/2,93	14,50/2,72	9,00/2,94	12,00/2,93	14,50/2,72
Heating capacity / COP (A +2 °C, W 35 °C)		kW / COP	11,40/3,44	13,00/3,28	9,00/3,59	11,40/3,44	13,00/3,28
Heating capacity / COP (A +2 °C, W 55 °C)		kW / COP	9,10/2,23	9,80/2,21	8,80/2,23	9,10/2,23	9,80/2,21
Heating capacity / COP (A -7 °C, W 35 °C)		kW / COP	10,00/2,73	11,40/2,57	9,00/2,85	10,00/2,73	11,40/2,57
Heating capacity / COP (A -7 °C, W 55 °C)		kW / COP	8,20/1,95	9,00/1,85	7,90/2,05	8,20/1,95	9,00/1,85
Cooling capacity / EER (A 35 °C, W 7 °C)		kW / EER	10,00/2,81	12,20/2,56	7,00/3,17	10,00/2,85	12,20/2,56
Cooling capacity / EER (A 35 °C, W 18 °C)		kW / EER	10,00/4,17	12,20/4,12	7,00/4,67	10,00/4,26	12,20/4,12
Heating average climate (W 35 °C / W 55 °C)	Seasonal energy efficiency	ηs %	190/134	190/130	190/133	190/134	190/130
		SCOP	4,82/3,42	4,82/3,33	4,81/3,41	4,82/3,42	4,82/3,33
	Energy class [1]	A+++ to D	A+++/A++	A+++/A++	A+++/A++	A+++/A++	A+++/A++
Heating warm climate (W 35 °C / W 55 °C)	Seasonal energy efficiency	ηs %	245/159	245/169	245/159	245/159	245/169
		SCOP	6,21/4,05	6,21/4,30	6,21/4,05	6,21/4,05	6,20/4,30
	Energy class [1]	A+++ to D	A+++/A+++	A+++/A+++	A+++/A+++	A+++/A+++	A+++/A+++
Heating cold climate (W 35 °C / W 55 °C)	Seasonal energy efficiency	ηs %	168/121	168/121	168/121	168/121	168/121
		SCOP	4,29/3,10	4,28/3,10	4,28/3,10	4,29/3,10	4,28/3,10
	Energy class [1]	A+++ to D	A++/A+	A++/A+	A++/A+	A++/A+	A++/A+
Indoor unit			**WH-ADC1216H6E5**	**WH-ADC1216H6E5**	**WH-ADC0916H9E8**	**WH-ADC0916H9E8**	**WH-ADC0916H9E8**
Sound pressure	Heat / Cool	dB(A)	33/33	33/33	33/33	33/33	33/33
Dimension	H x W x D	mm	1800 x 598 x 717	1800 x 598 x 717	1800 x 598 x 717	1800 x 598 x 717	1800 x 598 x 717
Net weight		kg	124	124	126	126	126
Water pipe connector		Inch	R 1¼	R 1¼	R 1¼	R 1¼	R 1¼
A class pump	Number of speeds		Variable Speed	Variable Speed	Variable Speed	Variable Speed	Variable Speed
	Input power (Min/Max)	W	36/152	36/152	36/152	36/152	36/152
Heating water flow (ΔT=5 K. 35 °C)		L/min	34,4	45,9	25,8	34,4	45,9
Capacity of integrated electric heater		kW	6,00	6,00	9,00	9,00	9,00
Recommended fuse		A	30/30	30/30	16/16	16/16	16/16
Recommended cable size, supply 1 / 2		mm²	3 x 4,0/3 x 4,0	3 x 4,0/3 x 4,0	5 x 1,5/5 x 1,5	5 x 1,5/5 x 1,5	5 x 1,5/5 x 1,5
Water volume		L	185	185	185	185	185
Maximum water temperature		°C	65	65	65	65	65
Material inside tank			Stainless steel	Stainless steel	Stainless steel	Stainless steel	Stainless steel
Tapping profile according EN16147			L	L	L	L	L
DHW tank ERP efficiency average / warm / cold [2]		A+ to F	A/A/A	A/A/B	A/A/A	A/A/A	A/A/B
DHW tank ERP average climate η / COPdHW		ηwh %/COPdHW	95/2,37	91/2,28	95/2,37	95/2,37	91/2,27
DHW tank ERP warm climate η / COPdHW		ηwh %/COPdHW	110/2,75	107/2,67	110/2,75	110/2,75	107/2,67
DHW tank ERP cold climate η / COPdHW		ηwh %/COPdHW	75/1,87	72/1,80	75/1,87	75/1,87	72/1,80
Outdoor unit			**WH-UD12HE5**	**WH-UD16HE5**	**WH-UD09HE8**	**WH-UD12HE8**	**WH-UD16HE8**
Sound power [3]	Heat	dB(A)	65	65	65	65	65
Dimension / Net weight	H x W x D	mm / kg	1340x900x320/101	1340x900x320/101	1340x900x320/107	1340x900x320/107	1340x900x320/107
Refrigerant (R410A) / CO_2 Eq.		kg / T	2,55/5,324	2,55/5,324	2,55/5,324	2,55/5,324	2,55/5,324
Pipe diameter	Liquid / Gas	Inch (mm)	3/8(9,52)/5/8(15,88)	3/8(9,52)/5/8(15,88)	3/8(9,52)/5/8(15,88)	3/8(9,52)/5/8(15,88)	3/8(9,52)/5/8(15,88)
Pipe length range / Elevation difference (in/out)		m / m	3 ~ 50/30	3 ~ 50/30	3 ~ 30/20	3 ~ 30/20	3 ~ 30/20
Pipe length for additional gas / Additional gas amount		m / g/m	10/50	10/50	10/50	10/50	10/50
Operation range - outdoor ambient	Heat	°C	-20 ~ +35	-20 ~ +35	-20 ~ +35	-20 ~ +35	-20 ~ +35
	Cool	°C	+16 ~ +43	+16 ~ +43	+16 ~ +43	+16 ~ +43	+16 ~ +43
Water outlet	Heat / Cool	°C	20 ~ 55/5 ~ 20	20 ~ 55/5 ~ 20	20 ~ 55/5 ~ 20	20 ~ 55/5 ~ 20	20 ~ 55/5 ~ 20

Accessories	
PAW-ADC-PREKIT-1	Piping pre installation kit for J Generation
PAW-ADC-CV150	Decorative magnetic side cover
CZ-NS4P	Additional functions PCB
CZ-TAW1	Aquarea Smart Cloud for remote control and maintenance through wireless or wired LAN

Accessories	
PAW-A2W-MGTFILTER	Magnet for the water filter
PAW-A2W-RTWIRED	Room thermostat
PAW-A2W-RTWIRELESS	Wireless LCD room thermostat

1) Scale from A+++ to D. 2) Scale from A+ to F. 3) Sound power in accordance to 811/2013, 813/2013 and EN12102-1:2017 at +7 °C. * EER and COP calculation is based in accordance to EN14511. ** This product is designed to comply with the European Water Quality Directive 98/83/EC amended by 2015/1787/EU. The lifespan of the product is not guaranteed in the case of the use of groundwater, such as spring water or well water, the use of tap water when salt or other impurities are contained, nor in areas of acidic water quality. Maintenance and warranty costs related to these cases are the customer's responsibility.

ErP 55°C · ErP 35°C · DHW · INVERTER+ · A CLASS WATER PUMP AUTO SPEED · 4,84 COP HIGH PERFORMANCE · DHW · -20°C HEATING MODE · WATER FILTER · FLOW SENSOR · BOILER CONNECTION · ADVANCED CONTROL · OPTIONAL WI-FI · BMS CONNECTIVITY · 5 YEARS COMPRESSOR WARRANTY

INTERNET CONTROL: Optional. GOOD DESIGN AWARD 2017: Indoor units All in One and Bi-bloc J and H Generation awarded with the prestigious Good Design Award 2017.

011-1W0207
011-1W0208
011-1W0209

3, 5 and 7 kW models.

ErP 55 °C Scale from A+++ to D

ErP 35 °C Scale from A+++ to D

DHW Scale from A+ to F

Aquarea High Performance All in One Compact J Generation Single phase. Heating and Cooling • R32

Energy efficiency: COP up to 5,33 / A+++ in heating at 35 °C and A+ in DHW / "A" water pump with variable speed / Stainless steel DHW tank with U-Vacua™ insulation panel / Built-in flow meter.

Flexibility: 598 x 600 footprint / Long piping lengths / Built-in magnetic water filter.

Comfort: Heating curve down to -20 °C / 60 °C water outlet temperature.

Control: Additional functions with optional PCB (2 zone control, bivalent control, Smart Grid contact and more).

Connectivity: Optional Aquarea Smart and Service Cloud and integration into BMS projects.

			Single phase (Power to indoor)			
Kit			**KIT-ADC03JE5C**	**KIT-ADC05JE5C**	**KIT-ADC07JE5C**	**KIT-ADC09JE5C-1**
Heating capacity / COP (A +7 °C, W 35 °C)		kW / COP	3,20/5,33	5,00/5,00	7,00/4,76	9,00/4,48
Heating capacity / COP (A +7 °C, W 55 °C)		kW / COP	3,20/2,81	5,00/2,72	7,00/2,82	8,95/2,78
Heating capacity / COP (A +2 °C, W 35 °C)		kW / COP	3,20/3,64	4,20/3,18	6,85/3,41	7,00/3,40
Heating capacity / COP (A +2 °C, W 55 °C)		kW / COP	3,20/2,19	4,10/1,99	6,20/2,21	6,30/2,16
Heating capacity / COP (A -7 °C, W 35 °C)		kW / COP	3,30/2,80	4,20/2,59	5,60/2,87	6,12/2,78
Heating capacity / COP (A -7 °C, W 55 °C)		kW / COP	3,20/1,79	3,55/1,71	5,25/1,94	5,90/1,93
Cooling capacity / EER (A 35 °C, W 7 °C)		kW / EER	3,20/3,52	4,50/3,00	6,70/3,03	8,20/2,72
Cooling capacity / EER (A 35 °C, W 18 °C)		kW / EER	3,20/4,71	4,80/4,29	6,70/4,72	9,00/4,18
Heating average climate (W 35 °C / W 55 °C)	Seasonal energy efficiency	ηs %	200/136	200/136	193/130	193/130
		SCOP	5,07/3,47	5,07/3,47	4,90/3,32	4,90/3,32
	Energy class [1]	A+++ to D	A+++/A++	A+++/A++	A+++/A++	A+++/A++
Heating warm climate (W 35 °C / W 55 °C)	Seasonal energy efficiency	ηs %	245/165	245/165	227/160	227/160
		SCOP	6,20/4,20	6,20/4,20	5,75/4,07	5,75/4,07
	Energy class [1]	A+++ to D	A+++/A+++	A+++/A+++	A+++/A+++	A+++/A+++
Heating cold climate (W 35 °C / W 55 °C)	Seasonal energy efficiency	ηs %	157/110	157/110	164/116	164/116
		SCOP	4,00/2,83	4,00/2,83	4,18/2,98	4,18/2,98
	Energy class [1]	A+++ to D	A++/A+	A++/A+	A++/A+	A++/A+
Indoor unit			**WH-ADC0309J3E5C**	**WH-ADC0309J3E5C**	**WH-ADC0309J3E5C**	**WH-ADC0309J3E5C**
Sound pressure	Heat / Cool	dB(A)	28/28	28/28	28/28	28/28
Dimension	H x W x D	mm	1640 x 598 x 600	1640 x 598 x 600	1640 x 598 x 600	1640 x 598 x 600
Net weight		kg	101	101	101	101
Water pipe connector		Inch	R 1¼	R 1¼	R 1¼	R 1¼
A class pump	Number of speeds		Variable Speed	Variable Speed	Variable Speed	Variable Speed
	Input power (Min/Max)	W	30/120	30/120	30/120	30/120
Heating water flow (ΔT=5 K. 35 °C)		L/min	9,20	14,30	20,10	25,80
Capacity of integrated electric heater		kW	3,00	3,00	3,00	3,00
Recommended fuse		A	16/16	16/16	25/16	25/16
Recommended cable size, supply 1 / 2		mm²	3 x 1,5/3 x 1,5	3 x 1,5/3 x 1,5	3 x 2,5/3 x 1,5	3 x 2,5/3 x 1,5
Water volume		L	185	185	185	185
Maximum water temperature		°C	65	65	65	65
Material inside tank			Stainless steel	Stainless steel	Stainless steel	Stainless steel
Tapping profile according EN16147			L	L	L	L
DHW tank ERP efficiency average / warm / cold [2]		A+ to F	A+/A+/A	A+/A+/A	A+/A+/A	A+/A+/A
DHW tank ERP average climate η / COPdHW		ηwh%/COPdHW	128/3,20	128/3,20	116/2,90	116/2,90
DHW tank ERP warm climate η / COPdHW		ηwh%/COPdHW	154/3,86	154/3,86	134/3,35	134/3,35
DHW tank ERP cold climate η / COPdHW		ηwh%/COPdHW	99/2,48	99/2,48	98/2,45	98/2,45
Outdoor unit			**WH-UD03JE5**	**WH-UD05JE5**	**WH-UD07JE5**	**WH-UD09JE5-1**
Sound power [3]	Heat	dB(A)	55	55	59	59
Dimension / Net weight	H x W x D	mm / kg	622 x 824 x 298/37	622 x 824 x 298/37	795 x 875 x 320/61	795 x 875 x 320/61
Refrigerant (R32) / CO_2 Eq.		kg / T	0,9/0,608	0,9/0,608	1,27/0,857	1,27/0,857
Pipe diameter	Liquid / Gas	Inch (mm)	1/4 (6,35) / 1/2 (12,70)	1/4 (6,35) / 1/2 (12,70)	1/4 (6,35) / 5/8 (15,88)	1/4 (6,35) / 5/8 (15,88)
Pipe length range / Elevation difference (in/out)		m / m	3 ~ 25/20	3 ~ 25/20	3 ~ 50/30	3 ~ 50/30
Pipe length for additional gas / Additional gas amount		m / g/m	10/20	10/20	10/25	10/25
Operation range - outdoor ambient	Heat	°C	-20 ~ +35	-20 ~ +35	-20 ~ +35	-20 ~ +35
	Cool	°C	+10 ~ +43	+10 ~ +43	+10 ~ +43	+10 ~ +43
Water outlet	Heat / Cool	°C	20 ~ 60/5 ~ 20	20 ~ 60/5 ~ 20	20 ~ 60/5 ~ 20	20 ~ 60/5 ~ 20

Accessories	
CZ-TAW1	Aquarea Smart Cloud for remote control and maintenance through wireless or wired LAN
CZ-NS4P	Additional functions PCB

Accessories	
PAW-A2W-RTWIRED	Room thermostat
PAW-A2W-RTWIRELESS	Wireless LCD room thermostat

1) Scale from A+++ to D. 2) Scale from A+ to F. 3) Sound power in accordance to 811/2013, 813/2013 and EN12102-1:2017 at +7 °C. * EER and COP calculation is based in accordance to EN14511. ** This product is designed to comply with the European Water Quality Directive 98/83/EC amended by 2015/1787/EU. The lifespan of the product is not guaranteed in the case of the use of groundwater, such as spring water or well water, the use of tap water when salt or other impurities are contained, nor in areas of acidic water quality. Maintenance and warranty costs related to these cases are the customer's responsibility.

R32 · ErP 55°C · ErP 35°C · DHW · INVERTER+ · A CLASS WATER PUMP AUTO SPEED · 5,33 COP HIGH PERFORMANCE · DHW · -20°C HEATING MODE · WATER FILTER WITH MAGNET · 60°C OUTPUT WATER FLOW TEMPERATURE · FLOW SENSOR · BOILER CONNECTION · ADVANCED CONTROL · OPTIONAL WI-FI · BMS CONNECTIVITY · 5 YEARS COMPRESSOR WARRANTY

INTERNET CONTROL: Optional.

NEW 2021

ErP 55 °C Scale from A+++ to D

ErP 35 °C Scale from A+++ to D

DHW Scale from A+ to F

NEW Aquarea High Performance All in One Compact H Generation Single phase. Heating and Cooling • R410A

Energy efficiency: A+++ in heating at 35 °C and A in DHW / "A" water pump with variable speed / Stainless steel DHW tank with U-Vacua™ insulation panel / Built-in flow meter.

Flexibility: 598 x 600 footprint / Built-in magnetic water filter.

Comfort: Operation range down to -20 °C.

Control: Additional functions with optional PCB (2 zone control, bivalent control, Smart Grid contact and more).

Connectivity: Optional Aquarea Smart and Service Cloud and integration into BMS projects.

			Single phase (Power to indoor)	
Kit			**KIT-ADC12HE5C**	**KIT-ADC16HE5C**
Heating capacity / COP (A +7 °C, W 35 °C)		kW / COP	12,00 / 4,74	16,00 / 4,28
Heating capacity / COP (A +7 °C, W 55 °C)		kW / COP	— / —	— / —
Heating capacity / COP (A +2 °C, W 35 °C)		kW / COP	11,40 / 3,44	13,00 / 3,28
Heating capacity / COP (A +2 °C, W 55 °C)		kW / COP	— / —	— / —
Heating capacity / COP (A -7 °C, W 35 °C)		kW / COP	— / —	— / —
Heating capacity / COP (A -7 °C, W 55 °C)		kW / COP	— / —	— / —
Cooling capacity / EER (A 35 °C, W 7 °C)		kW / EER	10,00 / 2,81	12,20 / 2,56
Cooling capacity / EER (A 35 °C, W 18 °C)		kW / EER	— / —	— / —
Heating average climate (W 35 °C / W 55 °C)	Seasonal energy efficiency	ηs %	190 / 134	190 / 130
		SCOP	4,82 / 3,42	4,82 / 3,33
	Energy class [1]	A+++ to D	A+++ / A++	A+++ / A++
Heating warm climate (W 35 °C / W 55 °C)	Seasonal energy efficiency	ηs %	245 / 159	245 / 169
		SCOP	6,21 / 4,05	6,20 / 4,30
	Energy class [1]	A+++ to D	A+++ / A+++	A+++ / A+++
Heating cold climate (W 35 °C / W 55 °C)	Seasonal energy efficiency	ηs %	168 / 121	168 / 121
		SCOP	4,29 / 3,10	4,28 / 3,10
	Energy class [1]	A+++ to D	A++ / A+	A++ / A+
Indoor unit			**WH-ADC1216H6E5C**	**WH-ADC1216H6E5C**
Sound pressure	Heat / Cool	dB(A)	33 / 33	33 / 33
Dimension	H x W x D	mm	1640 x 598 x 600	1640 x 598 x 600
Net weight		kg	101	101
Water pipe connector		Inch	R 1¼	R 1¼
A class pump	Number of speeds		Variable Speed	Variable Speed
	Input power (Min / Max)	W	— / —	— / —
Heating water flow (ΔT=5 K. 35 °C)		L/min	34,40	45,90
Capacity of integrated electric heater		kW	6,00	6,00
Recommended fuse		A	— / —	— / —
Recommended cable size, supply 1 / 2		mm²	— / —	— / —
Water volume		L	185	185
Maximum water temperature		°C	65	65
Material inside tank			Stainless steel	Stainless steel
Tapping profile according EN16147			—	—
DHW tank ERP efficiency average / warm / cold [2]		A+ to F	— / — / —	— / — / —
DHW tank ERP average climate η / COPdHW		ηwh % / COPdHW	92 / 2,30	88 / 2,20
DHW tank ERP warm climate η / COPdHW		ηwh % / COPdHW	107 / 2,67	104 / 2,59
DHW tank ERP cold climate η / COPdHW		ηwh % / COPdHW	72 / 1,81	70 / 1,74
Outdoor unit			**WH-UD12HE5**	**WH-UD16HE5**
Sound power [3]	Heat	dB(A)	65	65
Dimension / Net weight	H x W x D	mm / kg	1340 x 900 x 320 / 101	1340 x 900 x 320 / 101
Refrigerant (R410A) / CO_2 Eq.		kg / T	2,55 / 5,324	2,55 / 5,324
Pipe diameter	Liquid / Gas	Inch (mm)	3/8 (9,52) / 5/8 (15,88)	3/8 (9,52) / 5/8 (15,88)
Pipe length range / Elevation difference (in/out)		m / m	3 ~ 50 / 30	3 ~ 50 / 30
Pipe length for additional gas / Additional gas amount		m / g/m	10 / 50	10 / 50
Operation range - outdoor ambient	Heat	°C	-20 ~ +35	-20 ~ +35
	Cool	°C	+16 ~ +43	+16 ~ +43
Water outlet	Heat / Cool	°C	20 ~ 55 / 5 ~ 20	20 ~ 55 / 5 ~ 20

Accessories	
CZ-TAW1	Aquarea Smart Cloud for remote control and maintenance through wireless or wired LAN
CZ-NS4P	Additional functions PCB

Accessories	
PAW-A2W-RTWIRED	Room thermostat
PAW-A2W-RTWIRELESS	Wireless LCD room thermostat

1) Scale from A+++ to D. 2) Scale from A+ to F. 3) Sound power in accordance to 811/2013, 813/2013 and EN12102-1:2017 at +7 °C. * EER and COP calculation is based in accordance to EN14511. ** This product is designed to comply with the European Water Quality Directive 98/83/EC amended by 2015/1787/EU. The lifespan of the product is not guaranteed in the case of the use of groundwater, such as spring water or well water, the use of tap water when salt or other impurities are contained, nor in areas of acidic water quality. Maintenance and warranty costs related to these cases are the customer's responsibility. *** Available in May 2021.

ErP 55°C · ErP 35°C · DHW · INVERTER+ · A CLASS WATER PUMP · AUTO SPEED · 4,74 COP · HIGH PERFORMANCE · DHW · -20°C · HEATING MODE · WATER FILTER WITH MAGNET · FLOW SENSOR · BOILER CONNECTION · ADVANCED CONTROL · OPTIONAL WI-FI · BMS CONNECTIVITY · 5 YEARS COMPRESSOR WARRANTY

INTERNET CONTROL: Optional.

011-1W0207
011-1W0208
011-1W0209

GOOD DESIGN

3, 5 and 7 kW models.

Aquarea High Performance Bi-bloc J Generation Single phase. Heating and Cooling - SDC • R32

Energy efficiency: COP up to 5,33 / A+++ in heating at 35 °C / "A" water pump with variable speed / Built-in flow meter.

Flexibility: Long piping lengths / Built-in magnetic water filter.

Comfort: Operation range and heating curve down to -20 °C / 60 °C water outlet temperature.

Control: Additional functions with optional PCB (2 zone control, bivalent control, Smart Grid contact and more).

Connectivity: Optional Aquarea Smart and Service Cloud and integration into BMS projects.

			Single phase (Power to indoor)			
Kit			**KIT-WC03J3E5**	**KIT-WC05J3E5**	**KIT-WC07J3E5**	**KIT-WC09J3E5**
Heating capacity / COP (A +7 °C, W 35 °C)		kW / COP	3,20/5,33	5,00/5,00	7,00/4,76	9,00/4,48
Heating capacity / COP (A +7 °C, W 55 °C)		kW / COP	3,20/2,81	5,00/2,72	7,00/2,82	8,95/2,78
Heating capacity / COP (A +2 °C, W 35 °C)		kW / COP	3,20/3,64	4,20/3,18	6,85/3,41	7,00/3,40
Heating capacity / COP (A +2 °C, W 55 °C)		kW / COP	3,20/2,19	4,10/1,99	6,20/2,21	6,30/2,16
Heating capacity / COP (A -7 °C, W 35 °C)		kW / COP	3,30/2,80	4,20/2,59	5,60/2,87	6,12/2,78
Heating capacity / COP (A -7 °C, W 55 °C)		kW / COP	3,20/1,79	3,55/1,71	5,25/1,94	5,90/1,93
Cooling capacity / EER (A 35 °C, W 7 °C)		kW / EER	3,20/3,52	4,50/3,00	6,70/3,03	8,20/2,72
Cooling capacity / EER (A 35 °C, W 18 °C)		kW / EER	3,20/4,71	4,80/4,29	6,70/4,72	9,00/4,18
Heating average climate (W 35 °C / W 55 °C)	Seasonal energy efficiency	ηs %	200/136	200/136	193/130	193/130
		SCOP	5,07/3,47	5,07/3,47	4,90/3,32	4,90/3,32
	Energy class	A+++ to D	A+++/A++	A+++/A++	A+++/A++	A+++/A++
Heating warm climate (W 35 °C / W 55 °C)	Seasonal energy efficiency	ηs %	245/165	245/165	227/160	227/160
		SCOP	6,20/4,20	6,20/4,20	5,75/4,07	5,75/4,07
	Energy class	A+++ to D	A+++/A+++	A+++/A+++	A+++/A+++	A+++/A+++
Heating cold climate (W 35 °C / W 55 °C)	Seasonal energy efficiency	ηs %	157/110	157/110	164/116	164/116
		SCOP	4,00/2,83	4,00/2,83	4,18/2,98	4,18/2,98
	Energy class	A+++ to D	A++/A+	A++/A+	A++/A+	A++/A+
Indoor unit			**WH-SDC0305J3E5**	**WH-SDC0305J3E5**	**WH-SDC0709J3E5**	**WH-SDC0709J3E5**
Sound pressure	Heat / Cool	dB(A)	28/28	28/28	30/30	30/31
Dimension	H x W x D	mm	892 x 500 x 340	892 x 500 x 340	892 x 500 x 340	892 x 500 x 340
Net weight		kg	42	42	42	42
Water pipe connector		Inch	R 1¼	R 1¼	R 1¼	R 1¼
A class pump	Number of speeds		Variable Speed	Variable Speed	Variable Speed	Variable Speed
	Input power (Min/Max)	W	30/100	33/106	34/114	40/120
Heating water flow (ΔT=5 K. 35 °C)		L/min	9,2	14,3	20,1	25,8
Capacity of integrated electric heater		kW	3	3	3	3
Recommended fuse		A	15/30	15/30	15/30	15/30
Recommended cable size, supply 1 / 2		mm²	3 x 1,5/3 x 1,5	3 x 1,5/3 x 1,5	3 x 2,5/3 x 1,5	3 x 2,5/3 x 1,5
Outdoor unit			**WH-UD03JE5**	**WH-UD05JE5**	**WH-UD07JE5**	**WH-UD09JE5-1**
Sound power [1]	Heat	dB(A)	55	55	59	59
Dimension	H x W x D	mm	622 x 824 x 298	622 x 824 x 298	795 x 875 x 320	795 x 875 x 320
Net weight		kg	37	37	61	61
Refrigerant (R32) / CO_2 Eq.		kg / T	0,9/0,608	0,9/0,608	1,27/0,857	1,27/0,857
Pipe diameter	Liquid / Gas	Inch (mm)	1/4 (6,35) / 1/2 (12,70)	1/4 (6,35) / 1/2 (12,70)	1/4 (6,35) / 5/8 (15,88)	1/4 (6,35) / 5/8 (15,88)
Pipe length range		m	3 ~ 25	3 ~ 25	3 ~ 50	3 ~ 50
Elevation difference (in/out)		m	20	20	30	30
Pipe length for additional gas		m	10	10	10	10
Additional gas amount		g/m	20	20	25	25
Operation range - outdoor ambient	Heat	°C	-20 ~ +35	-20 ~ +35	-20 ~ +35	-20 ~ +35
	Cool	°C	+10 ~ +43	+10 ~ +43	+10 ~ +43	+10 ~ +43
Water outlet	Heat / Cool	°C	20 ~ 60 / 5 ~ 20	20 ~ 60 / 5 ~ 20	20 ~ 60 / 5 ~ 20	20 ~ 60 / 5 ~ 20

Accessories	
PAW-TD20C1E5	Tank 200 L - Stainless steel
PAW-TD30C1E5	Tank 300 L - Stainless steel
PAW-TA20C1E5STD	Tank 200 L - Enamelled
PAW-TA30C1E5STD	Tank 300 L - Enamelled
PAW-3WYVLV-HW	3 way valve for DHW Tanks
CZ-NV1	3 way valve kit for inside of hydrokit

Accessories	
PAW-BTANK50L-2	Buffer tank 50 L
CZ-TAW1	Aquarea Smart Cloud for remote control and maintenance through wireless or wired LAN
CZ-NS4P	Additional functions PCB
PAW-A2W-RTWIRED	Room thermostat
PAW-A2W-RTWIRELESS	Wireless LCD room thermostat

1) Sound power in accordance to 811/2013, 813/2013 and EN12102-1:2017 at +7 °C. * EER and COP calculation is based in accordance to EN14511.

R32 · ErP 55°C · ErP 35°C · INVERTER+ · A CLASS WATER PUMP · AUTO SPEED · DHW · -20°C HEATING MODE · WATER FILTER WITH MAGNET · FLOW SENSOR · BOILER CONNECTION · SOLAR KIT · ADVANCED CONTROL · OPTIONAL WI-FI · BMS CONNECTIVITY · 5 YEARS COMPRESSOR WARRANTY

INTERNET CONTROL: Optional. GOOD DESIGN AWARD 2017: Indoor units All in One and Bi-bloc J and H Generation awarded with the prestigious Good Design Award 2017.

GOOD DESIGN

A++ ErP 55 °C Scale from A+++ to D

A+++ ErP 35 °C Scale from A+++ to D

Aquarea High Performance Bi-bloc H Generation Single phase / Three phase. Heating and Cooling - SDC • R410A

Energy efficiency: A+++ in heating at 35 °C / "A" water pump with variable speed / Built-in flow meter.

Flexibility: Optional magnet for the water filter.

Comfort: Operation range down to -20 °C.

Control: Additional functions with optional PCB (2 zone control, bivalent control, Smart Grid contact and more).

Connectivity: Optional Aquarea Smart and Service Cloud and integration into BMS projects.

			Single phase		Three phase (Power to indoor)		
Kit			**KIT-WC12H6E5**	**KIT-WC16H6E5**	**KIT-WC09H3E8**	**KIT-WC12H9E8**	**KIT-WC16H9E8**
Heating capacity / COP (A +7 °C, W 35 °C)		kW / COP	12,00/4,74	16,00/4,28	9,00/4,84	12,00/4,74	16,00/4,28
Heating capacity / COP (A +7 °C, W 55 °C)		kW / COP	12,00/2,93	14,50/2,72	9,00/2,94	12,00/2,93	14,50/2,72
Heating capacity / COP (A +2 °C, W 35 °C)		kW / COP	11,40/3,44	13,00/3,28	9,00/3,59	11,40/3,44	13,00/3,28
Heating capacity / COP (A +2 °C, W 55 °C)		kW / COP	9,10/2,23	9,80/2,21	8,80/2,23	9,10/2,23	9,80/2,21
Heating capacity / COP (A -7 °C, W 35 °C)		kW / COP	10,00/2,73	11,40/2,57	9,00/2,85	10,00/2,73	11,40/2,57
Heating capacity / COP (A -7 °C, W 55 °C)		kW / COP	8,20/1,95	9,00/1,85	7,90/2,05	8,20/1,95	9,00/1,85
Cooling capacity / EER (A 35 °C, W 7 °C)		kW / EER	10,00/2,81	12,20/2,56	7,00/3,17	10,00/2,85	12,20/2,56
Cooling capacity / EER (A 35 °C, W 18 °C)		kW / EER	10,00/4,17	12,20/4,12	7,00/4,67	10,00/4,26	12,20/4,12
Heating average climate (W 35 °C / W 55 °C)	Seasonal energy efficiency	ηs %	190/134	190/130	190/133	190/134	190/130
		SCOP	4,82/3,42	4,82/3,33	4,81/3,41	4,82/3,42	4,82/3,33
	Energy class	A+++ to D	A+++/A++	A+++/A++	A+++/A++	A+++/A++	A+++/A++
Heating warm climate (W 35 °C / W 55 °C)	Seasonal energy efficiency	ηs %	245/159	245/169	245/159	245/159	245/169
		SCOP	6,21/4,05	6,21/4,30	6,21/4,05	6,21/4,05	6,20/4,30
	Energy class	A+++ to D	A+++/A+++	A+++/A+++	A+++/A+++	A+++/A+++	A+++/A+++
Heating cold climate (W 35 °C / W 55 °C)	Seasonal energy efficiency	ηs %	168/121	168/121	168/121	168/121	168/121
		SCOP	4,29/3,10	4,28/3,10	4,28/3,10	4,29/3,10	4,28/3,10
	Energy class	A+++ to D	A++/A+	A++/A+	A++/A+	A++/A+	A++/A+
Indoor unit			**WH-SDC12H6E5**	**WH-SDC16H6E5**	**WH-SDC09H3E8**	**WH-SDC12H9E8**	**WH-SDC16H9E8**
Sound pressure	Heat / Cool	dB(A)	33/33	33/33	33/33	33/33	33/33
Dimension	H x W x D	mm	892 x 500 x 340	892 x 500 x 340	892 x 500 x 340	892 x 500 x 340	892 x 500 x 340
Net weight		kg	43	44	43	44	45
Water pipe connector		Inch	R 1¼	R 1¼	R 1¼	R 1¼	R 1¼
A class pump	Number of speeds		Variable Speed	Variable Speed	Variable Speed	Variable Speed	Variable Speed
	Input power (Min/Max)	W	34/110	30/105	32/102	34/110	30/105
Heating water flow (ΔT=5 K. 35 °C)		L/min	34,4	45,9	25,8	34,4	45,9
Capacity of integrated electric heater		kW	6	6	3	9	9
Recommended fuse		A	30/30	30/30	15/30	15/30	15/30
Recommended cable size, supply 1 / 2		mm²	3 x 4,0 or 6,0 / 3 x 4,0	3 x 4,0 or 6,0 / 3 x 4,0	5 x 1,5 / 5 x 1,5	5 x 1,5 / 5 x 1,5	5 x 1,5 / 5 x 1,5
Outdoor unit			**WH-UD12HE5**	**WH-UD16HE5**	**WH-UD09HE8**	**WH-UD12HE8**	**WH-UD16HE8**
Sound power [1]	Heat	dB(A)	65	65	65	65	65
Dimension	H x W x D	mm	1340 x 900 x 320	1340 x 900 x 320	1340 x 900 x 320	1340 x 900 x 320	1340 x 900 x 320
Net weight		kg	101	101	107	107	107
Refrigerant (R410A) / CO_2 Eq.		kg / T	2,55/5,324	2,55/5,324	2,55/5,324	2,55/5,324	2,55/5,324
Pipe diameter	Liquid / Gas	Inch (mm)	3/8(9,52)/5/8(15,88)	3/8(9,52)/5/8(15,88)	3/8(9,52)/5/8(15,88)	3/8(9,52)/5/8(15,88)	3/8(9,52)/5/8(15,88)
Pipe length range		m	3 ~ 50	3 ~ 50	3 ~ 30	3 ~ 30	3 ~ 30
Elevation difference (in/out)		m	30	30	20	20	20
Pipe length for additional gas		m	10	10	10	10	10
Additional gas amount		g/m	50	50	50	50	50
Operation range - outdoor ambient	Heat	°C	-20 ~ +35	-20 ~ +35	-20 ~ +35	-20 ~ +35	-20 ~ +35
	Cool	°C	+16 ~ +43	+16 ~ +43	+16 ~ +43	+16 ~ +43	+16 ~ +43
Water outlet	Heat / Cool	°C	20 ~ 55 / 5 ~ 20	20 ~ 55 / 5 ~ 20	20 ~ 55 / 5 ~ 20	20 ~ 55 / 5 ~ 20	20 ~ 55 / 5 ~ 20

Accessories	
PAW-TD20C1E5	Tank 200 L - Stainless steel
PAW-TD30C1E5	Tank 300 L - Stainless steel
PAW-TA20C1E5STD	Tank 200 L - Enamelled
PAW-TA30C1E5STD	Tank 300 L - Enamelled
PAW-3WYVLV-HW	3 way valve for DHW Tanks
CZ-NV1	3 way valve kit for inside of hydrokit
PAW-BTANK50L-2	Buffer tank 50 L

Accessories	
CZ-TAW1	Aquarea Smart Cloud for remote control and maintenance through wireless or wired LAN
CZ-NS4P	Additional functions PCB
PAW-A2W-MGTFILTER	Magnet for the water filter
PAW-A2W-RTWIRED	Room thermostat
PAW-A2W-RTWIRELESS	Wireless LCD room thermostat

1) Sound power in accordance to 811/2013, 813/2013 and EN12102-1:2017 at +7 °C. * EER and COP calculation is based in accordance to EN14511.

ErP 55°C · ErP 35°C · INVERTER+ · A CLASS WATER PUMP · AUTO SPEED · 4,84 COP · HIGH PERFORMANCE · DHW · -20°C HEATING MODE · WATER FILTER · FLOW SENSOR · BOILER CONNECTION · SOLAR KIT · ADVANCED CONTROL · OPTIONAL WI-FI · BMS CONNECTIVITY · 5 YEARS COMPRESSOR WARRANTY

INTERNET CONTROL: Optional. GOOD DESIGN AWARD 2017: Indoor units All in One and Bi-bloc J and H Generation awarded with the prestigious Good Design Award 2017.

011-1W0398
011-1W0399
011-1W0400

ErP 55 °C Scale from A+++ to D

ErP 35 °C Scale from A+++ to D

Aquarea High Performance Mono-bloc J Generation Single phase. Heating and Cooling - MDC • R32

Energy efficiency: A+++ in heating at 35 °C / "A" water pump with variable speed / Built-in flow meter.

Flexibility: Built-in magnetic water filter / Built-in 6L expansion vessel.

Comfort: Operation range and heating curve down to -20 °C / 60 °C water outlet temperature / Cooling mode down to +10 °C.

Control: Additional functions with optional PCB (2 zone control, bivalent control, Smart Grid contact and more).

Connectivity: Optional Aquarea Smart and Service Cloud and integration into BMS projects.

			Single phase		
Outdoor unit			**WH-MDC05J3E5**	**WH-MDC07J3E5**	**WH-MDC09J3E5**
Heating capacity / COP (A +7 °C, W 35 °C)		kW / COP	5,00 / 5,08	7,00 / 4,76	9,00 / 4,48
Heating capacity / COP (A +7 °C, W 55 °C)		kW / COP	5,00 / 3,01	7,00 / 2,82	8,95 / 2,78
Heating capacity / COP (A +2 °C, W 35 °C)		kW / COP	5,00 / 3,57	7,00 / 3,40	7,45 / 3,13
Heating capacity / COP (A +2 °C, W 55 °C)		kW / COP	5,00 / 2,27	6,30 / 2,16	7,00 / 2,12
Heating capacity / COP (A -7 °C, W 35 °C)		kW / COP	5,00 / 2,78	6,80 / 2,81	7,50 / 2,63
Heating capacity / COP (A -7 °C, W 55 °C)		kW / COP	5,00 / 1,85	6,30 / 1,86	7,00 / 1,80
Cooling capacity / EER (A 35 °C, W 7 °C)		kW / EER	5,00 / 3,31	7,00 / 3,06	9,00 / 2,71
Cooling capacity / EER (A 35 °C, W 18 °C)		kW / EER	5,00 / 5,05	7,00 / 4,73	9,00 / 4,25
Heating average climate (W 35 °C / W 55 °C)	Seasonal energy efficiency	ηs %	202 / 142	193 / 130	193 / 130
		SCOP	5,12 / 3,63	4,90 / 3,32	4,90 / 3,32
	Energy class	A+++ to D	A+++ / A++	A+++ / A++	A+++ / A++
Heating warm climate (W 35 °C / W 55 °C)	Seasonal energy efficiency	ηs %	237 / 165	227 / 160	227 / 160
		SCOP	6,00 / 4,20	5,75 / 4,07	5,75 / 4,07
	Energy class	A+++ to D	A+++ / A+++	A+++ / A+++	A+++ / A+++
Heating cold climate (W 35 °C / W 55 °C)	Seasonal energy efficiency	ηs %	160 / 115	164 / 116	164 / 116
		SCOP	4,08 / 2,95	4,18 / 2,98	4,18 / 2,98
	Energy class	A+++ to D	A++ / A+	A++ / A+	A++ / A+
Sound power [1]	Heat	dB(A)	59	59	59
Dimension	H x W x D	mm	865 x 1283 x 320	865 x 1283 x 320	865 x 1283 x 320
Net weight		kg	99	104	104
Refrigerant (R32) / CO_2 Eq. [2]		kg / T	1,3 / 0,878	1,3 / 0,878	1,3 / 0,878
Water pipe connector		Inch	R 1¼	R 1¼	R 1¼
Pump	Number of speeds		Variable Speed	Variable Speed	Variable Speed
	Input power (Min / Max)	W	34 / 96	36 / 100	39 / 108
Heating water flow (ΔT=5 K. 35 °C)		L/min	14,3	20,1	25,8
Capacity of integrated electric heater		kW	3	3	3
Input power	Heat	kW	0,985	1,47	2,01
	Cool	kW	1,51	2,29	3,32
Running and starting current	Heat	A	4,7	7,0	9,3
	Cool	A	7,0	10,5	14,7
Current 1		A	12	17	17
Current 2		A	13	13	13
Recommended fuse		A	30 / 15	30 / 15	30 / 16
Recommended cable size, supply 1 / 2		mm²	3 x 1,5 / 3 x 1,5	3 x 2,5 / 3 x 1,5	3 x 2,5 / 3 x 1,5
Operation range - outdoor ambient	Heat	°C	-20 ~ 35	-20 ~ 35	-20 ~ 35
	Cool	°C	+10 ~ +43	+10 ~ +43	+10 ~ +43
Water outlet	Heat	°C	20 ~ 60	20 ~ 60	20 ~ 60
	Cool	°C	5 ~ 20	5 ~ 20	5 ~ 20

Accessories	
PAW-TD20C1E5	Tank 200 L - Stainless steel
PAW-TD30C1E5	Tank 300 L - Stainless steel
PAW-TA20C1E5STD	Tank 200 L - Enamelled
PAW-TA30C1E5STD	Tank 300 L - Enamelled
PAW-TD20B8E3-2	Combo Tank 185 L + 80 L – Enamelled
PAW-TD23B6E5	Combo Tank 230 L + 60 L – Stainless Steel
PAW-3WYVLV-HW	3 way valve for DHW Tanks

Accessories	
PAW-BTANK50L-2	Buffer tank 50 L
CZ-TAW1	Aquarea Smart Cloud for remote control and maintenance through wireless or wired LAN
PAW-A2W-AFVLV	1 anti-freeze valve. It is required to order 2 valves per system
PAW-A2W-RTWIRED	Room thermostat
PAW-A2W-RTWIRELESS	Wireless LCD room thermostat

1) Sound power in accordance to 811/2013, 813/2013 and EN12102-1:2017 at +7 °C. 2) WH-MDC models are hermetically sealed. * EER and COP calculation is based in accordance to EN14511.

R32 | A++ ErP 55°C | A+++ ErP 35°C | INVERTER+ | A CLASS WATER PUMP AUTO SPEED | 5,08 COP HIGH PERFORMANCE | DHW | -20°C HEATING MODE | WATER FILTER WITH MAGNET | FLOW SENSOR | BOILER CONNECTION | SOLAR KIT | ADVANCED CONTROL | OPTIONAL WI-FI | BMS CONNECTIVITY | 5 YEARS COMPRESSOR WARRANTY

INTERNET CONTROL: Optional.

Aquarea High Performance Mono-bloc H Generation Single Phase. Heating and Cooling - MDC • R410A

Energy efficiency: A+++ in heating at 35 °C / "A" water pump with variable speed / Built-in flow meter.

Flexibility: Optional magnet for the water filter.

Comfort: Operation range and heating curve down to -20 °C / 55 °C water outlet temperature.

Control: Additional functions with optional PCB (2 zone control, bivalent control, Smart Grid contact and more).

Connectivity: Optional Aquarea Smart and Service Cloud and integration into BMS projects.

			Single phase	
Outdoor unit			**WH-MDC12H6E5**	**WH-MDC16H6E5**
Heating capacity / COP (A +7 °C, W 35 °C)		kW / COP	12,00/4,74	16,00/4,28
Heating capacity / COP (A +7 °C, W 55 °C)		kW / COP	12,00/2,93	14,50/2,72
Heating capacity / COP (A +2 °C, W 35 °C)		kW / COP	11,40/3,44	13,00/3,28
Heating capacity / COP (A +2 °C, W 55 °C)		kW / COP	9,10/2,23	9,80/2,21
Heating capacity / COP (A -7 °C, W 35 °C)		kW / COP	10,00/2,73	11,40/2,57
Heating capacity / COP (A -7 °C, W 55 °C)		kW / COP	8,20/1,95	9,00/1,84
Cooling capacity / EER (A 35 °C, W 7 °C)		kW / EER	10,00/2,81	12,20/2,56
Cooling capacity / EER (A 35 °C, W 18 °C)		kW / EER	10,00/4,65	12,20/4,12
Heating average climate (W 35 °C / W 55 °C)	Seasonal energy efficiency	ηs %	190/134	190/130
		SCOP	4,83/3,43	4,83/3,33
	Energy class	A+++ to D	A+++/A++	A+++/A++
Heating warm climate (W 35 °C / W 55 °C)	Seasonal energy efficiency	ηs %	245/159	245/169
		SCOP	6,20/4,05	6,20/4,30
	Energy class	A+++ to D	A+++/A+++	A+++/A+++
Heating cold climate (W 35 °C / W 55 °C)	Seasonal energy efficiency	ηs %	168/121	168/121
		SCOP	4,28/3,10	4,28/3,10
	Energy class	A+++ to D	A++/A+	A++/A+
Sound power [1]	Heat	dB(A)	65	65
Dimension	H x W x D	mm	1410 x 1283 x 320	1410 x 1283 x 320
Net weight		kg	140	140
Refrigerant (R410A) / CO_2 Eq. [2]		kg / T	2,10/4,385	2,10/4,385
Water pipe connector		Inch	R 1¼	R 1¼
Pump	Number of speeds		Variable Speed	Variable Speed
	Input power (Min/Max)	W	34/110	38/120
Heating water flow (ΔT=5 K. 35 °C)		L/min	34,4	45,9
Capacity of integrated electric heater		kW	6	6
Input Power	Heat	kW	2,53	3,74
	Cool	kW	3,56	4,76
Running and Starting current	Heat	A	11,7	16,9
	Cool	A	16,2	21,5
Current 1		A	24,0	26,0
Current 2		A	26,0	26,0
Recommended fuse		A	30/30	30/30
Recommended cable size, supply 1 / 2		mm²	3 x 4,0 or 6,0 / 3 x 4,0	3 x 4,0 or 6,0 / 3 x 4,0
Operation range - outdoor ambient	Heat	°C	-20 ~ +35	-20 ~ +35
	Cool	°C	+16 ~ +43	+16 ~ +43
Water outlet	Heat	°C	25 ~ 55	25 ~ 55
	Cool	°C	5 ~ 20	5 ~ 20

Accessories	
PAW-TD20C1E5	Tank 200 L - Stainless steel
PAW-TD30C1E5	Tank 300 L - Stainless steel
PAW-TA20C1E5STD	Tank 200 L - Enamelled
PAW-TA30C1E5STD	Tank 300 L - Enamelled
PAW-TD20B8E3-2	Combo Tank 185 L + 80 L – Enamelled
PAW-TD23B6E5	Combo Tank 230 L + 60 L – Stainless Steel
PAW-3WYVLV-HW	3 way valve for DHW Tanks
PAW-BTANK50L-2	Buffer tank 50 L

Accessories	
CZ-TAW1	Aquarea Smart Cloud for remote control and maintenance through wireless or wired LAN
PAW-A2W-MGTFILTER	Magnet for the water filter
PAW-A2W-AFVLV	1 anti-freeze valve. It is required to order 2 valves per system
PAW-A2W-RTWIRED	Room thermostat
PAW-A2W-RTWIRELESS	Wireless LCD room thermostat

1) Sound power in accordance to 811/2013, 813/2013 and EN12102-1:2017 at +7 °C. 2) WH-MDC models are hermetically sealed. * EER and COP calculation is based in accordance to EN14511.

ErP 55°C · ErP 35°C · INVERTER+ · A CLASS WATER PUMP AUTO SPEED · 4,74 COP HIGH PERFORMANCE · DHW · -20°C HEATING MODE · WATER FILTER · FLOW SENSOR · BOILER CONNECTION · SOLAR KIT · ADVANCED CONTROL · OPTIONAL WI-FI · BMS CONNECTIVITY · 5 YEARS COMPRESSOR WARRANTY

INTERNET CONTROL: Optional.

GOOD DESIGN

A++ ErP 55 °C Scale from A+++ to D

A+++ ErP 35 °C Scale from A+++ to D

A DHW Scale from A+ to F

Aquarea T-CAP All in One H Generation Single phase / Three phase. Heating and Cooling • R410A

Energy efficiency: A+++ in heating at 35 °C and A+ in DHW / "A" water pump with variable speed / Stainless steel DHW tank with U-Vacua™ insulation panel / Built-in flow meter.

Flexibility: Optional magnet for the water filter.

Comfort: Constant capacity down to -20 °C / Operation range down to -28 °C / 60 °C water outlet temperature.

Control: Additional functions with optional PCB (2 zone control, bivalent control, Smart Grid contact and more).

Connectivity: Optional Aquarea Smart and Service Cloud and integration into BMS projects.

			Single phase (Power to indoor)		Three phase (Power to indoor)		
Kit			**KIT-AXC09HE5**	**KIT-AXC12HE5**	**KIT-AXC09HE8**	**KIT-AXC12HE8**	**KIT-AXC16HE8**
Heating capacity / COP (A +7 °C, W 35 °C)		kW / COP	9,00/4,84	12,00/4,74	9,00/4,84	12,00/4,74	16,00/4,28
Heating capacity / COP (A +7 °C, W 55 °C)		kW / COP	9,00/2,94	12,00/2,88	9,00/2,94	12,00/2,88	16,00/2,71
Heating capacity / COP (A +2 °C, W 35 °C)		kW / COP	9,00/3,59	12,00/3,44	9,00/3,59	12,00/3,44	16,00/3,10
Heating capacity / COP (A +2 °C, W 55 °C)		kW / COP	9,00/2,21	12,00/2,19	9,00/2,21	12,00/2,19	16,00/2,13
Heating capacity / COP (A -7 °C, W 35 °C)		kW / COP	9,00/2,85	12,00/2,72	9,00/2,85	12,00/2,72	16,00/2,49
Heating capacity / COP (A -7 °C, W 55 °C)		kW / COP	9,00/2,02	12,00/1,92	9,00/2,02	12,00/1,92	16,00/1,86
Cooling capacity / EER (A 35 °C, W 7 °C)		kW / EER	7,00/3,17	10,00/2,81	7,00/3,17	10,00/2,81	12,20/2,57
Cooling capacity / EER (A 35 °C, W 18 °C)		kW / EER	7,00/5,19	10,00/5,13	7,00/5,19	10,00/5,13	12,20/3,49
Heating average climate (W 35 °C / W 55 °C)	Seasonal energy efficiency	ηs %	181/130	170/130	181/130	170/130	160/125
		SCOP	4,59/3,32	4,32/3,32	4,59/3,32	4,32/3,32	4,08/3,20
	Energy class [1]	A+++ to D	A+++/A++	A++/A++	A+++/A++	A++/A++	A++/A++
Heating warm climate (W 35 °C / W 55 °C)	Seasonal energy efficiency	ηs %	235/158	231/158	235/158	231/158	231/159
		SCOP	5,95/4,02	5,86/4,02	5,95/4,02	5,86/4,02	5,86/4,05
	Energy class [1]	A+++ to D	A+++/A+++	A+++/A+++	A+++/A+++	A+++/A+++	A+++/A+++
Heating cold climate (W 35 °C / W 55 °C)	Seasonal energy efficiency	ηs %	160/125	160/125	160/125	160/125	150/125
		SCOP	4,08/3,20	4,08/3,20	4,08/3,20	4,08/3,20	3,83/3,20
	Energy class [1]	A+++ to D	A++/A++	A++/A++	A++/A++	A++/A++	A++/A++
Indoor unit			**WH-ADC1216H6E5**	**WH-ADC1216H6E5**	**WH-ADC0916H9E8**	**WH-ADC0916H9E8**	**WH-ADC0916H9E8**
Sound pressure	Heat / Cool	dB(A)	33/33	33/33	33/33	33/33	33/33
Dimension	H x W x D	mm	1800 x 598 x 717	1800 x 598 x 717	1800 x 598 x 717	1800 x 598 x 717	1800 x 598 x 717
Net weight		kg	124	124	126	126	126
Water pipe connector		Inch	R 1¼	R 1¼	R 1¼	R 1¼	R 1¼
A class pump	Number of speeds		Variable Speed	Variable Speed	Variable Speed	Variable Speed	Variable Speed
	Input power (Min/Max)	W	36/152	36/152	36/152	36/152	36/152
Heating water flow (ΔT=5 K. 35 °C)		L/min	25,8	34,4	25,8	34,4	45,9
Capacity of integrated electric heater		kW	6	6	9	9	9
Recommended fuse		A	30/30	30/30	16/16	16/16	16/16
Recommended cable size, supply 1 / 2		mm²	3 x 4,0/3 x 4,0	3 x 4,0/3 x 4,0	5 x 1,5/5 x 1,5	5 x 1,5/5 x 1,5	5 x 1,5/5 x 1,5
Water volume		L	185	185	185	185	185
Maximum water temperature		°C	65	65	65	65	65
Material inside tank			Stainless steel	Stainless steel	Stainless steel	Stainless steel	Stainless steel
Tapping profile according EN16147			L	L	L	L	L
DHW tank ERP efficiency average / warm / cold [2]		A+ to F	A/A/A	A/A/A	A/A/A	A/A/A	A/A/B
DHW tank ERP average climate η / COPdHW		ηwh%/COPdHW	95/2,37	95/2,37	95/2,37	95/2,37	91/2,27
DHW tank ERP warm climate η / COPdHW		ηwh%/COPdHW	110/2,75	110/2,75	110/2,75	110/2,75	107/2,67
DHW tank ERP cold climate η / COPdHW		ηwh%/COPdHW	75/1,87	75/1,87	75/1,87	75/1,87	72/1,80
Outdoor unit			**WH-UX09HE5**	**WH-UX12HE5**	**WH-UX09HE8**	**WH-UX12HE8**	**WH-UX16HE8**
Sound power [3]	Heat	dB(A)	66	66	65	65	67
Dimension / Net weight	H x W x D	mm / kg	1340x900x320/101	1340x900x320/101	1340x900x320/108	1340x900x320/108	1340x900x320/118
Refrigerant (R410A) / CO_2 Eq.		kg / T	2,85/5,951	2,85/5,951	2,85/5,951	2,85/5,951	2,90/6,055
Pipe diameter	Liquid / Gas	Inch (mm)	3/8(9,52)/5/8(15,88)	3/8(9,52)/5/8(15,88)	3/8(9,52)/5/8(15,88)	3/8(9,52)/5/8(15,88)	3/8(9,52)/5/8(15,88)
Pipe length range / Elevation difference (in/out)		m / m	3~30/20	3~30/20	3~30/20	3~30/20	3~30/20
Pipe length for additional gas / Additional gas amount		m / g/m	10/50	10/50	10/50	10/50	10/50
Operation range - outdoor ambient	Heat	°C	-28~+35	-28~+35	-28~+35	-28~+35	-28~+35
	Cool	°C	+16~+43	+16~+43	+16~+43	+16~+43	+16~+43
Water outlet	Heat / Cool	°C	20~60/5~20	20~60/5~20	20~60/5~20	20~60/5~20	20~60/5~20

Accessories	
PAW-ADC-PREKIT-1	Piping pre installation kit for J Generation
PAW-ADC-CV150	Decorative magnetic side cover
CZ-NS4P	Additional functions PCB
CZ-TAW1	Aquarea Smart Cloud for remote control and maintenance through wireless or wired LAN

Accessories	
PAW-A2W-MGTFILTER	Magnet for the water filter
PAW-A2W-RTWIRED	Room thermostat
PAW-A2W-RTWIRELESS	Wireless LCD room thermostat

1) Scale from A+++ to D. 2) Scale from A+ to F. 3) Sound power in accordance to 811/2013, 813/2013 and EN12102-1:2017 at +7 °C. * EER and COP calculation is based in accordance to EN14511. ** This product is designed to comply with the European Water Quality Directive 98/83/EC amended by 2015/1787/EU. The lifespan of the product is not guaranteed in the case of the use of groundwater, such as spring water or well water, the use of tap water when salt or other impurities are contained, nor in areas of acidic water quality. Maintenance and warranty costs related to these cases are the customer's responsibility.

INTERNET CONTROL: Optional. GOOD DESIGN AWARD 2017: Indoor units All in One and Bi-bloc J and H Generation awarded with the prestigious Good Design Award 2017.

GOOD DESIGN

A++ ErP 55 °C Scale from A+++ to D

A+++ ErP 35 °C Scale from A+++ to D

A DHW Scale from A+ to F

Aquarea T-CAP All in One H Generation Three phase. Super Quiet outdoor unit. Heating and Cooling • R410A

Energy efficiency: A+++ in heating at 35 °C and A+ in DHW / "A" water pump with variable speed / Stainless steel DHW tank with U-Vacua™ insulation panel / Built-in flow meter.

Flexibility: Optional magnet for the water filter.

Comfort: Low noise level / Constant capacity down to -20 °C / Operation range down to -28 °C / 60 °C water outlet temperature.

Control: Additional functions with optional PCB (2 zone control, bivalent control, Smart Grid contact and more).

Connectivity: Optional Aquarea Smart and Service Cloud and integration into BMS projects.

			Three phase (Power to indoor)		
Kit			**KIT-AQC09HE8**	**KIT-AQC12HE8**	**KIT-AQC16HE8**
Heating capacity / COP (A +7 °C, W 35 °C)		kW / COP	9,00/4,84	12,00/4,74	16,00/4,28
Heating capacity / COP (A +7 °C, W 55 °C)		kW / COP	9,00/2,94	12,00/2,88	16,00/2,71
Heating capacity / COP (A +2 °C, W 35 °C)		kW / COP	9,00/3,59	12,00/3,44	16,00/3,10
Heating capacity / COP (A +2 °C, W 55 °C)		kW / COP	9,00/2,21	12,00/2,19	16,00/2,13
Heating capacity / COP (A -7 °C, W 35 °C)		kW / COP	9,00/2,85	12,00/2,72	16,00/2,49
Heating capacity / COP (A -7 °C, W 55 °C)		kW / COP	9,00/2,02	12,00/1,92	16,00/1,86
Cooling capacity / EER (A 35 °C, W 7 °C)		kW / EER	7,00/3,17	10,00/2,81	12,20/2,57
Cooling capacity / EER (A 35 °C, W 18 °C)		kW / EER	7,00/5,19	10,00/5,13	12,20/3,49
Heating average climate (W 35 °C / W 55 °C)	Seasonal energy efficiency	ηs %	181/130	170/130	160/125
		SCOP	4,59/3,32	4,32/3,32	4,08/3,20
	Energy class [1]	A+++ to D	A+++/A++	A++/A++	A++/A++
Heating warm climate (W 35 °C / W 55 °C)	Seasonal energy efficiency	ηs %	235/158	231/158	231/159
		SCOP	5,95/4,02	5,86/4,02	5,86/4,05
	Energy class [1]	A+++ to D	A+++/A+++	A+++/A+++	A+++/A+++
Heating cold climate (W 35 °C / W 55 °C)	Seasonal energy efficiency	ηs %	160/125	160/125	150/125
		SCOP	4,08/3,20	4,08/3,20	3,83/3,20
	Energy class [1]	A+++ to D	A++/A++	A++/A++	A++/A++
Indoor unit			**WH-ADC0916H9E8**	**WH-ADC0916H9E8**	**WH-ADC0916H9E8**
Sound pressure	Heat / Cool	dB(A)	33/33	33/33	33/33
Dimension	H x W x D	mm	1800 x 598 x 717	1800 x 598 x 717	1800 x 598 x 717
Net weight		kg	126	126	126
Water pipe connector		Inch	R 1¼	R 1¼	R 1¼
A class pump	Number of speeds		Variable Speed	Variable Speed	Variable Speed
	Input power (Min / Max)	W	36/152	36/152	36/152
Heating water flow (ΔT=5 K. 35 °C)		L/min	25,8	34,4	45,9
Capacity of integrated electric heater		kW	9	9	9
Recommended fuse		A	16/16	16/16	16/16
Recommended cable size, supply 1 / 2		mm²	5 x 1,5/5 x 1,5	5 x 1,5/5 x 1,5	5 x 1,5/5 x 1,5
Water volume		L	185	185	185
Maximum water temperature		°C	65	65	65
Material inside tank			Stainless steel	Stainless steel	Stainless steel
Tapping profile according EN16147			L	L	L
DHW tank ERP efficiency average / warm / cold [2]		A+ to F	A/A/A	A/A/A	A/A/B
DHW tank ERP average climate η / COPdHW		ηwh %/COPdHW	95/2,37	95/2,37	91/2,27
DHW tank ERP warm climate η / COPdHW		ηwh %/COPdHW	110/2,75	110/2,75	107/2,67
DHW tank ERP cold climate η / COPdHW		ηwh %/COPdHW	75/1,87	75/1,87	72/1,80
Outdoor unit			**WH-UQ09HE8**	**WH-UQ12HE8**	**WH-UQ16HE8**
Sound power [3]	Heat	dB(A)	58	58	62
Dimension / Net weight	H x W x D	mm / kg	1410 x 1283 x 320/151	1410 x 1283 x 320/151	1410 x 1283 x 320/161
Refrigerant (R410A) / CO_2 Eq.		kg / T	2,85/5,951	2,85/5,951	2,99/6,243
Pipe diameter	Liquid / Gas	Inch (mm)	3/8 (9,52) / 5/8 (15,88)	3/8 (9,52) / 5/8 (15,88)	3/8 (9,52) / 5/8 (15,88)
Pipe length range / Elevation difference (in/out)		m / m	3 ~ 30/20	3 ~ 30/20	3 ~ 30/20
Pipe length for additional gas / Additional gas amount		m / g/m	10/50	10/50	10/50
Operation range - outdoor ambient	Heat	°C	-28 ~ +35	-28 ~ +35	-28 ~ +35
	Cool	°C	+16 ~ +43	+16 ~ +43	+16 ~ +43
Water outlet	Heat / Cool	°C	20 ~ 60/5 ~ 20	20 ~ 60/5 ~ 20	20 ~ 60/5 ~ 20

Accessories	
PAW-ADC-PREKIT-1	Piping pre installation kit for J Generation
PAW-ADC-CV150	Decorative magnetic side cover
CZ-NS4P	Additional functions PCB
CZ-TAW1	Aquarea Smart Cloud for remote control and maintenance through wireless or wired LAN

Accessories	
PAW-A2W-MGTFILTER	Magnet for the water filter
PAW-A2W-RTWIRED	Room thermostat
PAW-A2W-RTWIRELESS	Wireless LCD room thermostat

1) Scale from A+++ to D. 2) Scale from A+ to F. 3) Sound power in accordance to 811/2013, 813/2013 and EN12102-1:2017 at +7 °C. * EER and COP calculation is based in accordance to EN14511. ** This product is designed to comply with the European Water Quality Directive 98/83/EC amended by 2015/1787/EU. The lifespan of the product is not guaranteed in the case of the use of groundwater, such as spring water or well water, the use of tap water when salt or other impurities are contained, nor in areas of acidic water quality. Maintenance and warranty costs related to these cases are the customer's responsibility.

ErP 55°C · ErP 35°C · DHW · INVERTER+ · A CLASS WATER PUMP AUTO SPEED · -20°C CONSTANT HEATING T-CAP · 60°C OUTPUT WATER FLOW TEMPERATURE · DHW · -28°C HEATING MODE · WATER FILTER · FLOW SENSOR · BOILER CONNECTION · ADVANCED CONTROL · OPTIONAL WI-FI · BMS CONNECTIVITY · 5 YEARS COMPRESSOR WARRANTY

INTERNET CONTROL: Optional. GOOD DESIGN AWARD 2017: Indoor units All in One and Bi-bloc J and H Generation awarded with the prestigious Good Design Award 2017.

NEW 2021

A++ ErP 55 °C Scale from A+++ to D

A+++ ErP 35 °C Scale from A+++ to D

A DHW Scale from A+ to F

NEW Aquarea T-CAP All in One Compact H Generation Single phase. Heating and Cooling • R410A

Energy efficiency: A+++ in heating at 35 °C and A in DHW / "A" water pump with variable speed / Stainless steel DHW tank with U-Vacua™ insulation panel / Built-in flow meter.

Flexibility: 598 x 600 footprint / Built-in magnetic water filter.

Comfort: Constant capacity down to -20 °C / Operation range down to -28 °C / 60 °C water outlet temperature.

Control: Additional functions with optional PCB (2 zone control, bivalent control, Smart Grid contact and more).

Connectivity: Optional Aquarea Smart and Service Cloud and integration into BMS projects.

			Single phase (Power to indoor)	
Kit			**KIT-AXC09HE5C**	**KIT-AXC12HE5C**
Heating capacity / COP (A +7 °C, W 35 °C)		kW / COP	9,00/4,84	12,00/4,74
Heating capacity / COP (A +7 °C, W 55 °C)		kW / COP	—/—	—/—
Heating capacity / COP (A +2 °C, W 35 °C)		kW / COP	9,00/3,59	12,00/3,44
Heating capacity / COP (A +2 °C, W 55 °C)		kW / COP	—/—	—/—
Heating capacity / COP (A -7 °C, W 35 °C)		kW / COP	—/—	—/—
Heating capacity / COP (A -7 °C, W 55 °C)		kW / COP	—/—	—/—
Cooling capacity / EER (A 35 °C, W 7 °C)		kW / EER	7,00/3,17	10,00/2,81
Cooling capacity / EER (A 35 °C, W 18 °C)		kW / EER	—/—	—/—
Heating average climate (W 35 °C / W 55 °C)	Seasonal energy efficiency	ηs %	181/130	170/130
		SCOP	4,59/3,32	4,32/3,32
	Energy class [1]	A+++ to D	A+++/A++	A++/A++
Heating warm climate (W 35 °C / W 55 °C)	Seasonal energy efficiency	ηs %	235/158	231/158
		SCOP	5,95/4,02	5,86/4,02
	Energy class [1]	A+++ to D	A+++/A+++	A+++/A+++
Heating cold climate (W 35 °C / W 55 °C)	Seasonal energy efficiency	ηs %	160/125	160/125
		SCOP	4,08/3,20	4,08/3,20
	Energy class [1]	A+++ to D	A++/A++	A++/A++
Indoor unit			**WH-ADC1216H6E5C**	**WH-ADC1216H6E5C**
Sound pressure	Heat / Cool	dB(A)	33/33	33/33
Dimension	H x W x D	mm	1640 x 598 x 600	1640 x 598 x 600
Net weight		kg	101	101
Water pipe connector		Inch	R 1¼	R 1¼
A class pump	Number of speeds		Variable Speed	Variable Speed
	Input power (Min/Max)	W	—/—	—/—
Heating water flow (ΔT=5 K. 35 °C)		L/min	25,80	34,40
Capacity of integrated electric heater		kW	6,00	6,00
Recommended fuse		A	—/—	—/—
Recommended cable size, supply 1 / 2		mm²	—/—	—/—
Water volume		L	185	185
Maximum water temperature		°C	60	60
Material inside tank			Stainless steel	Stainless steel
Tapping profile according EN16147			—	—
DHW tank ERP efficiency average / warm / cold [2]		A+ to F	—/—/—	—/—/—
DHW tank ERP average climate η / COPdHW		ηwh%/COPdHW	92/2,30	92/2,30
DHW tank ERP warm climate η / COPdHW		ηwh%/COPdHW	107/2,67	107/2,67
DHW tank ERP cold climate η / COPdHW		ηwh%/COPdHW	72/1,81	72/1,81
Outdoor unit			**WH-UX09HE5**	**WH-UX12HE5**
Sound power [3]	Heat	dB(A)	66	66
Dimension / Net weight	H x W x D	mm / kg	1340 x 900 x 320/101	1340 x 900 x 320/101
Refrigerant (R410A) / CO_2 Eq.		kg / T	2,85/5,951	2,85/5,951
Pipe diameter	Liquid / Gas	Inch (mm)	3/8 (9,52)/5/8 (15,88)	3/8 (9,52)/5/8 (15,88)
Pipe length range / Elevation difference (in/out)		m / m	3~30/20	3~30/20
Pipe length for additional gas / Additional gas amount		m / g/m	10/50	10/50
Operation range - outdoor ambient	Heat	°C	-28~+35	-28~+35
	Cool	°C	+16~+43	+16~+43
Water outlet	Heat / Cool	°C	20~60/5~20	20~60/5~20

Accessories	
CZ-TAW1	Aquarea Smart Cloud for remote control and maintenance through wireless or wired LAN
CZ-NS4P	Additional functions PCB

Accessories	
PAW-A2W-RTWIRED	Room thermostat
PAW-A2W-RTWIRELESS	Wireless LCD room thermostat

1) Scale from A+++ to D. 2) Scale from A+ to F. 3) Sound power in accordance to 811/2013, 813/2013 and EN12102-1:2017 at +7 °C. * EER and COP calculation is based in accordance to EN14511. ** This product is designed to comply with the European Water Quality Directive 98/83/EC amended by 2015/1787/EU. The lifespan of the product is not guaranteed in the case of the use of groundwater, such as spring water or well water, the use of tap water when salt or other impurities are contained, nor in areas of acidic water quality. Maintenance and warranty costs related to these cases are the customer's responsibility. *** Available in May 2021.

ErP 55°C · ErP 35°C · DHW · INVERTER+ · A CLASS WATER PUMP AUTO SPEED · 4,84 COP HIGH PERFORMANCE · DHW · -28°C HEATING MODE · WATER FILTER WITH MAGNET · 60°C OUTPUT WATER FLOW TEMPERATURE · FLOW SENSOR · BOILER CONNECTION · ADVANCED CONTROL · OPTIONAL WI-FI · BMS CONNECTIVITY · 5 YEARS COMPRESSOR WARRANTY

INTERNET CONTROL: Optional.

GOOD DESIGN

A++ ErP 55 °C Scale from A+++ to D

A+++ ErP 35 °C Scale from A+++ to D

Aquarea T-CAP Bi-bloc H Generation Single phase / Three phase. Heating and Cooling - SXC • R410A

Energy efficiency: A+++ in heating at 35 °C / "A" water pump with variable speed / Built-in flow meter.

Flexibility: Optional magnet for the water filter.

Comfort: Constant capacity down to -20 °C / Operation range down to -28 °C / 60 °C water outlet temperature.

Control: Additional functions with optional PCB (2 zone control, bivalent control, Smart Grid contact and more).

Connectivity: Optional Aquarea Smart and Service Cloud and integration into BMS projects.

			Single phase (Power to indoor)		Three phase (Power to indoor)		
Kit			**KIT-WXC09H3E5**	**KIT-WXC12H6E5**	**KIT-WXC09H3E8**	**KIT-WXC12H9E8**	**KIT-WXC16H9E8**
Heating capacity / COP (A +7 °C, W 35 °C)		kW / COP	9,00/4,84	12,00/4,74	9,00/4,84	12,00/4,74	16,00/4,28
Heating capacity / COP (A +7 °C, W 55 °C)		kW / COP	9,00/2,94	12,00/2,88	9,00/2,94	12,00/2,88	16,00/2,71
Heating capacity / COP (A +2 °C, W 35 °C)		kW / COP	9,00/3,59	12,00/3,44	9,00/3,59	12,00/3,44	16,00/3,10
Heating capacity / COP (A +2 °C, W 55 °C)		kW / COP	9,00/2,21	12,00/2,19	9,00/2,21	12,00/2,19	16,00/2,13
Heating capacity / COP (A -7 °C, W 35 °C)		kW / COP	9,00/2,85	12,00/2,72	9,00/2,85	12,00/2,72	16,00/2,49
Heating capacity / COP (A -7 °C, W 55 °C)		kW / COP	9,00/2,02	12,00/1,92	9,00/2,02	12,00/1,92	16,00/1,86
Cooling capacity / EER (A 35 °C, W 7 °C)		kW / EER	7,00/3,17	10,00/2,81	7,00/3,17	10,00/2,81	12,20/2,57
Cooling capacity / EER (A 35 °C, W 18 °C)		kW / EER	7,00/5,19	10,00/5,13	7,00/5,19	10,00/5,13	12,20/3,49
Heating average climate (W 35 °C / W 55 °C)	Seasonal energy efficiency	ηs %	181/130	170/130	181/130	170/130	160/125
		SCOP	4,59/3,32	4,32/3,32	4,59/3,32	4,32/3,32	4,08/3,20
	Energy class	A+++ to D	A+++/A++	A++/A++	A+++/A++	A++/A++	A++/A++
Heating warm climate (W 35 °C / W 55 °C)	Seasonal energy efficiency	ηs %	235/158	231/158	235/158	231/158	231/159
		SCOP	5,95/4,02	5,86/4,02	5,95/4,02	5,86/4,02	5,86/4,05
	Energy class	A+++ to D	A+++/A+++	A+++/A+++	A+++/A+++	A+++/A+++	A+++/A+++
Heating cold climate (W 35 °C / W 55 °C)	Seasonal energy efficiency	ηs %	160/125	160/125	160/125	160/125	150/125
		SCOP	4,08/3,20	4,08/3,20	4,08/3,20	4,08/3,20	3,83/3,20
	Energy class	A+++ to D	A++/A++	A++/A++	A++/A++	A++/A++	A++/A++
Indoor unit			**WH-SXC09H3E5**	**WH-SXC12H6E5**	**WH-SXC09H3E8**	**WH-SXC12H9E8**	**WH-SXC16H9E8**
Sound pressure	Heat / Cool	dB(A)	33/33	33/33	33/33	33/33	33/33
Dimension	H x W x D	mm	892 x 500 x 340	892 x 500 x 340	892 x 500 x 340	892 x 500 x 340	892 x 500 x 340
Net weight		kg	43	43	43	44	45
Water pipe connector		Inch	R 1¼	R 1¼	R 1¼	R 1¼	R 1¼
A class pump	Number of speeds		Variable Speed	Variable Speed	Variable Speed	Variable Speed	Variable Speed
	Input power (Min/Max)	W	32/102	34/110	32/102	34/110	30/105
Heating water flow (ΔT=5 K. 35 °C)		L/min	25,8	34,4	25,8	34,4	45,9
Capacity of integrated electric heater		kW	3	6	3	9	9
Recommended fuse		A	30/30	30/30	16/16	16/16	16/16
Recommended cable size, supply 1 / 2		mm²	3 x 4,0 or 6,0 / 3 x 4,0	3 x 4,0 or 6,0 / 3 x 4,0	5 x 1,5 / 3 x 1,5	5 x 1,5 / 5 x 1,5	5 x 1,5 / 5 x 1,5
Outdoor unit			**WH-UX09HE5**	**WH-UX12HE5**	**WH-UX09HE8**	**WH-UX12HE8**	**WH-UX16HE8**
Sound power [1]	Heat	dB(A)	66	66	65	65	67
Dimension	H x W x D	mm	1340 x 900 x 320	1340 x 900 x 320	1340 x 900 x 320	1340 x 900 x 320	1340 x 900 x 320
Net weight		kg	101	101	108	108	118
Refrigerant (R410A) / CO_2 Eq.		kg / T	2,85/5,951	2,85/5,951	2,85/5,951	2,85/5,951	2,90/6,055
Pipe diameter	Liquid / Gas	Inch (mm)	3/8(9,52)/5/8(15,88)	3/8(9,52)/5/8(15,88)	3/8(9,52)/5/8(15,88)	3/8(9,52)/5/8(15,88)	3/8(9,52)/5/8(15,88)
Pipe length range		m	3 ~ 30	3 ~ 30	3 ~ 30	3 ~ 30	3 ~ 30
Elevation difference (in/out)		m	20	20	20	20	20
Pipe length for additional gas		m	10	10	10	10	10
Additional gas amount		g/m	50	50	50	50	50
Operation range - outdoor ambient	Heat	°C	-28 ~ +35	-28 ~ +35	-28 ~ +35	-28 ~ +35	-28 ~ +35
	Cool	°C	+16 ~ +43	+16 ~ +43	+16 ~ +43	+16 ~ +43	+16 ~ +43
Water outlet	Heat / Cool	°C	20 ~ 60 / 5 ~ 20	20 ~ 60 / 5 ~ 20	20 ~ 60 / 5 ~ 20	20 ~ 60 / 5 ~ 20	20 ~ 60 / 5 ~ 20

Accessories	
PAW-TD20C1E5	Tank 200 L - Stainless steel
PAW-TD30C1E5	Tank 300 L - Stainless steel
PAW-TA20C1E5STD	Tank 200 L - Enamelled
PAW-TA30C1E5STD	Tank 300 L - Enamelled
PAW-3WYVLV-HW	3 way valve for DHW Tanks
CZ-NV1	3 way valve kit for inside of hydrokit
PAW-BTANK50L-2	Buffer tank 50 L

Accessories	
CZ-TAW1	Aquarea Smart Cloud for remote control and maintenance through wireless or wired LAN
CZ-NS4P	Additional functions PCB
PAW-A2W-MGTFILTER	Magnet for the water filter
PAW-A2W-RTWIRED	Room thermostat
PAW-A2W-RTWIRELESS	Wireless LCD room thermostat

1) Sound power in accordance to 811/2013, 813/2013 and EN12102-1:2017 at +7 °C. * EER and COP calculation is based in accordance to EN14511.

ErP 55°C · ErP 35°C · INVERTER+ · A CLASS WATER PUMP AUTO SPEED · -20°C CONSTANT HEATING T-CAP · 60°C OUTPUT WATER FLOW TEMPERATURE · DHW · -28°C HEATING MODE · WATER FILTER · FLOW SENSOR · BOILER CONNECTION · SOLAR KIT · ADVANCED CONTROL · OPTIONAL WI-FI · BMS CONNECTIVITY · 5 YEARS COMPRESSOR WARRANTY

INTERNET CONTROL: Optional. GOOD DESIGN AWARD 2017: Indoor units All in One and Bi-bloc J and H Generation awarded with the prestigious Good Design Award 2017.

GOOD DESIGN

ErP 55 °C Scale from A+++ to D

ErP 35 °C Scale from A+++ to D

Aquarea T-CAP Bi-bloc H Generation Three phase. Super Quiet outdoor unit. Heating and Cooling - SQC • R410A

Energy efficiency: A+++ in heating at 35 °C / "A" water pump with variable speed / Built-in flow meter.

Flexibility: Optional magnet for the water filter.

Comfort: Low noise level / Constant capacity down to -20 °C / Operation range down to -28 °C / 60 °C water outlet temperature.

Control: Additional functions with optional PCB (2 zone control, bivalent control, Smart Grid contact and more).

Connectivity: Optional Aquarea Smart and Service Cloud and integration into BMS projects.

			Three phase (Power to indoor)		
Kit			**KIT-WQC09H3E8**	**KIT-WQC12H9E8**	**KIT-WQC16H9E8**
Heating capacity / COP (A +7 °C, W 35 °C)		kW / COP	9,00/4,84	12,00/4,74	16,00/4,28
Heating capacity / COP (A +7 °C, W 55 °C)		kW / COP	9,00/2,94	12,00/2,88	16,00/2,71
Heating capacity / COP (A +2 °C, W 35 °C)		kW / COP	9,00/3,59	12,00/3,44	16,00/3,10
Heating capacity / COP (A +2 °C, W 55 °C)		kW / COP	9,00/2,21	12,00/2,19	16,00/2,13
Heating capacity / COP (A -7 °C, W 35 °C)		kW / COP	9,00/2,85	12,00/2,72	16,00/2,49
Heating capacity / COP (A -7 °C, W 55 °C)		kW / COP	9,00/2,02	12,00/1,92	16,00/1,86
Cooling capacity / EER (A 35 °C, W 7 °C)		kW / EER	7,00/3,17	10,00/2,81	12,20/2,57
Cooling capacity / EER (A 35 °C, W 18 °C)		kW / EER	7,00/5,19	10,00/5,13	12,20/3,49
Heating average climate (W 35 °C / W 55 °C)	Seasonal energy efficiency	ηs %	181/130	170/130	160/125
		SCOP	4,59/3,32	4,32/3,32	4,08/3,20
	Energy class	A+++ to D	A+++/A++	A++/A++	A++/A++
Heating warm climate (W 35 °C / W 55 °C)	Seasonal energy efficiency	ηs %	235/158	231/158	231/159
		SCOP	5,95/4,02	5,86/4,02	5,86/4,05
	Energy class	A+++ to D	A+++/A+++	A+++/A+++	A+++/A+++
Heating cold climate (W 35 °C / W 55 °C)	Seasonal energy efficiency	ηs %	160/125	160/125	150/125
		SCOP	4,08/3,20	4,08/3,20	3,83/3,20
	Energy class	A+++ to D	A++/A++	A++/A++	A++/A++
Indoor unit			**WH-SQC09H3E8**	**WH-SQC12H9E8**	**WH-SQC16H9E8**
Sound pressure	Heat / Cool	dB(A)	33/33	33/33	33/33
Dimension	H x W x D	mm	892 x 500 x 340	892 x 500 x 340	892 x 500 x 340
Net weight		kg	43	44	45
Water pipe connector		Inch	R 1¼	R 1¼	R 1¼
A class pump	Number of speeds		Variable Speed	Variable Speed	Variable Speed
	Input power (Min/Max)	W	32/102	34/110	30/105
Heating water flow (ΔT=5 K. 35 °C)		L/min	25,8	34,4	45,9
Capacity of integrated electric heater		kW	3	9	9
Recommended fuse		A	15/30	15/30	15/30
Recommended cable size, supply 1 / 2		mm²	5 x 1,5/3 x 1,5	5 x 1,5/5 x 1,5	5 x 1,5/5 x 1,5
Outdoor unit			**WH-UQ09HE8**	**WH-UQ12HE8**	**WH-UQ16HE8**
Sound power [1]	Heat	dB(A)	58	58	62
Dimension	H x W x D	mm	1410 x 1283 x 320	1410 x 1283 x 320	1410 x 1283 x 320
Net weight		kg	151	151	161
Refrigerant (R410A) / CO_2 Eq.		kg / T	2,85/5,951	2,85/5,951	2,99/6,243
Pipe diameter	Liquid / Gas	Inch (mm)	3/8 (9,52) / 5/8 (15,88)	3/8 (9,52) / 5/8 (15,88)	3/8 (9,52) / 5/8 (15,88)
Pipe length range		m	3 ~ 30	3 ~ 30	3 ~ 30
Elevation difference (in/out)		m	20	20	20
Pipe length for additional gas		m	10	10	10
Additional gas amount		g/m	50	50	50
Operation range - outdoor ambient	Heat	°C	-28 ~ +35	-28 ~ +35	-28 ~ +35
	Cool	°C	+16 ~ +43	+16 ~ +43	+16 ~ +43
Water outlet	Heat / Cool	°C	20 ~ 60/5 ~ 20	20 ~ 60/5 ~ 20	20 ~ 60/5 ~ 20

Accessories	
PAW-TD20C1E5	Tank 200 L - Stainless steel
PAW-TD30C1E5	Tank 300 L - Stainless steel
PAW-TA20C1E5STD	Tank 200 L - Enamelled
PAW-TA30C1E5STD	Tank 300 L - Enamelled
PAW-3WYVLV-HW	3 way valve for DHW Tanks
CZ-NV1	3 way valve kit for inside of hydrokit
PAW-BTANK50L-2	Buffer tank 50 L

Accessories	
CZ-TAW1	Aquarea Smart Cloud for remote control and maintenance through wireless or wired LAN
CZ-NS4P	Additional functions PCB
PAW-A2W-MGTFILTER	Magnet for the water filter
PAW-A2W-RTWIRED	Room thermostat
PAW-A2W-RTWIRELESS	Wireless LCD room thermostat

1) Sound power in accordance to 811/2013, 813/2013 and EN12102-1:2017 at +7 °C. * EER and COP calculation is based in accordance to EN14511.

ErP 55°C | ErP 35°C | INVERTER+ | A CLASS WATER PUMP AUTO SPEED | -20°C CONSTANT HEATING T-CAP | 60°C OUTPUT WATER FLOW TEMPERATURE | DHW | -28°C HEATING MODE | WATER FILTER | FLOW SENSOR | BOILER CONNECTION | SOLAR KIT | ADVANCED CONTROL | OPTIONAL WI-FI | BMS CONNECTIVITY | 5 YEARS COMPRESSOR WARRANTY

INTERNET CONTROL: Optional. GOOD DESIGN AWARD 2017: Indoor units All in One and Bi-bloc J and H Generation awarded with the prestigious Good Design Award 2017.

NEW 2021

ErP 55 °C Scale from A+++ to D

ErP 35 °C Scale from A+++ to D

NEW Aquarea T-CAP Mono-bloc J Generation Single phase / Three phase. Heating and Cooling - MXC • R32

Energy efficiency: A+++ in heating at 35 °C / "A" water pump with variable speed / Built-in flow meter.

Flexibility: Built-in magnetic water filter.

Comfort: Constant capacity and operation range down to -20 °C / 65 °C water outlet temperature.

Control: Additional functions with optional PCB (2 zone control, bivalent control, Smart Grid contact and more).

Connectivity: Optional Aquarea Smart and Service Cloud and integration into BMS projects.

			Single phase		Three phase		
Outdoor unit			**WH-MXC09J3E5**	**WH-MXC12J6E5**	**WH-MXC09J3E8**	**WH-MXC12J9E8**	**WH-MXC16J9E8**
Heating capacity / COP (A +7 °C, W 35 °C)		kW / COP	9,00/5,08	12,00/4,80	9,00/—	12,00/—	16,00/—
Heating capacity / COP (A +7 °C, W 55 °C)		kW / COP	9,00/3,08	12,00/3,05	—	—	—
Heating capacity / COP (A +2 °C, W 35 °C)		kW / COP	9,00/3,81	12,00/3,53	9,00/—	12,00/—	16,00/—
Heating capacity / COP (A +2 °C, W 55 °C)		kW / COP	9,00/2,54	12,00/2,42	—	—	—
Heating capacity / COP (A -7 °C, W 35 °C)		kW / COP	9,00/3,08	12,00/2,82	—	—	—
Heating capacity / COP (A -7 °C, W 55 °C)		kW / COP	9,00/2,12	12,00/2,00	—	—	—
Cooling capacity / EER (A 35 °C, W 7 °C)		kW / EER	9,00/3,18	12,00/2,90	9,00/—	12,00/—	14,50/—
Cooling capacity / EER (A 35 °C, W 18 °C)		kW / EER	9,00/4,62	12,00/3,95	—	—	—
Heating average climate (W 35 °C / W 55 °C)	Seasonal energy efficiency	ηs %	195/140	195/140	—	—	—
		SCOP	4,96/3,57	4,96/3,57	—	—	—
	Energy class		A+++/A++	A+++/A++	A+++/A++	A+++/A++	A++/A++
Heating warm climate (W 35 °C / W 55 °C)	Seasonal energy efficiency	ηs %	256/171	256/171	—	—	—
		SCOP	6,47/4,34	6,47/4,34	—	—	—
	Energy class		A+++ to D	A+++/A+++	A+++/A+++	A+++/A+++	A+++/A+++
Heating cold climate (W 35 °C / W 55 °C)	Seasonal energy efficiency	ηs %	169/127	169/127	—	—	—
		SCOP	4,31/3,26	4,31/3,26	—	—	—
	Energy class		A+++ to D	A++/A++	A++/A++	A++/A++	A++/A++
Sound power [1]	Heat	dB(A)	65	65	65	65	66
Dimension	H x W x D	mm	1410 x 1283 x 320	1410 x 1283 x 320	1410 x 1283 x 320	1410 x 1283 x 320	1410 x 1283 x 320
Net weight		kg	140	140	151	151	164
Refrigerant (R32) / CO_2 Eq. [2]		kg / T	1,60/1,080	1,60/1,080	1,60/1,080	1,60/1,080	1,80/1,215
Water pipe connector		Inch	R 1¼	R 1¼	R 1¼	R 1¼	R 1¼
Pump	Number of speeds		Variable Speed	Variable Speed	Variable Speed	Variable Speed	Variable Speed
	Input power (Min/Max)	W	32/102	34/110	32/102	34/110	38/120
Heating water flow (ΔT=5 K. 35 °C)		L/min	25,8	34,4	25,8	34,4	45,9
Capacity of integrated electric heater		kW	3	6	3	9	9
Input power	Heat	kW	1,77	2,50	1,77	2,50	—
	Cool	kW	2,83	4,14	2,83	4,14	—
Running and starting current	Heat	A	8,3	11,6	—	—	—
	Cool	A	13,1	19,1	—	—	—
Current 1		A	29,0	29,0	14,7	11,9	15,5
Current 2		A	13,0	26,0	13,0	13,0	13,0
Recommended fuse, supply 1 / 2		A	30/30	30/30	20/16	20/20	20/20
Recommended cable size, supply 1 / 2		mm²	3 x 4,0 or 6,0/3 x 4,0	3 x 4,0 or 6,0/3 x 4,0	5 x 1,5/3 x 1,5	5 x 1,5/5 x 1,5	5 x 2,5/5 x 1,5
Operation range - outdoor ambient	Heat	°C	-20 ~ +35	-20 ~ +35	-20 ~ +35	-20 ~ +35	-20 ~ +35
	Cool	°C	10 ~ +43	10 ~ +43	10 ~ +43	10 ~ +43	10 ~ +43
Water outlet [3]	Heat	°C	20 ~ 65	20 ~ 65	20 ~ 65	20 ~ 65	20 ~ 65
	Cool	°C	5 ~ 20	5 ~ 20	5 ~ 20	5 ~ 20	5 ~ 20

Tentative data

Accessories	
PAW-TD20C1E5	Tank 200 L - Stainless steel
PAW-TD30C1E5	Tank 300 L - Stainless steel
PAW-TA20C1E5STD	Tank 200 L - Enamelled
PAW-TA30C1E5STD	Tank 300 L - Enamelled
PAW-TD20B8E3-2	Combo Tank 185 L + 80 L – Enamelled
PAW-TD23B6E5	Combo Tank 230 L + 60 L – Stainless Steel
PAW-3WYVLV-HW	3 way valve for DHW Tanks

Accessories	
PAW-BTANK50L-2	Buffer tank 50 L
CZ-TAW1	Aquarea Smart Cloud for remote control and maintenance through wireless or wired LAN
PAW-A2W-AFVLV	1 anti-freeze valve. It is required to order 2 valves per system
PAW-A2W-RTWIRED	Room thermostat
PAW-A2W-RTWIRELESS	Wireless LCD room thermostat

1) Sound power in accordance to 811/2013, 813/2013 and EN12102-1:2017 at +7 °C. 2) WH-MXC models are hermetically sealed. 3) It is possible to set temperature by 65 °C on remote controller. Normally, outlet water temperature is 60 °C or lower. In case of ΔT setting with remote controller is 15 °C and the outdoor ambient temperature is 5 to 20 °C, outlet water temperature 65 °C is possible. * EER and COP calculation is based in accordance to EN14511.

R32 | A++ ErP 55°C | A+++ ErP 35°C | INVERTER+ | A CLASS WATER PUMP AUTO SPEED | 5,08 COP HIGH PERFORMANCE | 65°C OUTPUT WATER FLOW TEMPERATURE | DHW | -20°C HEATING MODE | WATER FILTER WITH MAGNET | FLOW SENSOR | BOILER CONNECTION | SOLAR KIT | ADVANCED CONTROL | OPTIONAL WI-FI | BMS CONNECTIVITY | 5 YEARS COMPRESSOR WARRANTY

INTERNET CONTROL: Optional.

011-1W0206
For 9 and 12 kW.

ErP 55 °C Scale from A+++ to D

ErP 35 °C Scale from A+++ to D

Aquarea T-CAP Mono-bloc H Generation Single phase / Three phase. Heating and Cooling - MXC • R410A

Energy efficiency: A+++ in heating at 35 °C / "A" water pump with variable speed / Built-in flow meter.

Flexibility: Optional magnet for the water filter.

Comfort: Constant capacity and operation range down to -20 °C / 60 °C water outlet temperature.

Control: Additional functions with optional PCB (2 zone control, bivalent control, Smart Grid contact and more).

Connectivity: Optional Aquarea Smart and Service Cloud and integration into BMS projects.

			Single phase		Three phase		
Outdoor unit			**WH-MXC09H3E5**	**WH-MXC12H6E5**	**WH-MXC09H3E8**	**WH-MXC12H9E8**	**WH-MXC16H9E8**
Heating capacity / COP (A +7 °C, W 35 °C)		kW / COP	9,00/4,84	12,00/4,74	9,00/4,84	12,00/4,74	16,00/4,28
Heating capacity / COP (A +7 °C, W 55 °C)		kW / COP	9,00/2,94	12,00/2,88	9,00/2,94	12,00/2,88	16,00/2,71
Heating capacity / COP (A +2 °C, W 35 °C)		kW / COP	9,00/3,59	12,00/3,44	9,00/3,59	12,00/3,44	16,00/3,10
Heating capacity / COP (A +2 °C, W 55 °C)		kW / COP	9,00/2,21	12,00/2,19	9,00/2,21	12,00/2,19	16,00/2,13
Heating capacity / COP (A -7 °C, W 35 °C)		kW / COP	9,00/2,85	12,00/2,72	9,00/2,85	12,00/2,72	16,00/2,49
Heating capacity / COP (A -7 °C, W 55 °C)		kW / COP	9,00/2,02	12,00/1,92	9,00/2,02	12,00/1,92	16,00/1,86
Cooling capacity / EER (A 35 °C, W 7 °C)		kW / EER	7,00/3,17	10,00/2,81	7,00/3,17	10,00/2,81	12,20/2,56
Cooling capacity / EER (A 35 °C, W 18 °C)		kW / EER	7,00/5,19	10,00/5,13	7,00/5,19	10,00/5,13	12,20/3,49
Heating average climate (W 35 °C / W 55 °C)	Seasonal energy efficiency	ηs %	181/130	170/130	181/130	170/130	160/125
		SCOP	4,59/3,32	4,32/3,32	4,59/3,32	4,32/3,32	4,08/3,20
	Energy class	A+++ to D	A+++/A++	A++/A++	A+++/A++	A++/A++	A++/A++
Heating warm climate (W 35 °C / W 55 °C)	Seasonal energy efficiency	ηs %	235/158	231/158	235/158	231/158	231/159
		SCOP	5,95/4,03	5,86/4,02	5,95/4,02	5,86/4,02	5,86/4,05
	Energy class	A+++ to D	A+++/A+++	A+++/A+++	A+++/A+++	A+++/A+++	A+++/A+++
Heating cold climate (W 35 °C / W 55 °C)	Seasonal energy efficiency	ηs %	160/125	160/125	160/125	160/125	150/125
		SCOP	4,08/3,20	4,08/3,20	4,08/3,20	4,08/3,20	3,83/3,20
	Energy class	A+++ to D	A++/A++	A++/A++	A++/A++	A++/A++	A++/A++
Sound power [1]	Heat	dB(A)	65	65	65	65	66
Dimension	H x W x D	mm	1410 x 1283 x 320	1410 x 1283 x 320	1410 x 1283 x 320	1410 x 1283 x 320	1410 x 1283 x 320
Net weight		kg	142	142	151	151	164
Refrigerant (R410A) / CO_2 Eq. [2]		kg / T	2,30/4,802	2,30/4,802	2,30/4,802	2,30/4,802	2,35/4,907
Water pipe connector		Inch	R 1¼	R 1¼	R 1¼	R 1¼	R 1¼
Pump	Number of speeds		Variable Speed	Variable Speed	Variable Speed	Variable Speed	Variable Speed
	Input power (Min/Max)	W	32/102	34/110	32/102	34/110	38/120
Heating water flow (ΔT=5 K. 35 °C)		L/min	25,8	34,4	25,8	34,4	45,9
Capacity of integrated electric heater		kW	3	6	3	9	9
Input power	Heat	kW	1,86	2,53	1,86	2,53	3,74
	Cool	kW	2,21	3,56	2,21	3,56	4,76
Running and starting current	Heat	A	8,8	11,7	3,0	4,0	5,7
	Cool	A	10,4	16,5	3,5	5,3	7,1
Current 1		A	29,0	29,0	14,7	11,9	15,5
Current 2		A	13,0	26,0	13,0	13,0	13,0
Recommended fuse		A	30/30	30/30	16/16	16/16	16/16
Recommended cable size, supply 1 / 2		mm²	3 x 4,0 or 6,0/3 x 4,0	3 x 4,0 or 6,0/3 x 4,0	5 x 1,5/3 x 1,5	5 x 1,5/5 x 1,5	5 x 1,5/5 x 1,5
Operation range - outdoor ambient	Heat	°C	-20 ~ +35	-20 ~ +35	-20 ~ +35	-20 ~ +35	-20 ~ +35
	Cool	°C	+16 ~ +43	+16 ~ +43	+16 ~ +43	+16 ~ +43	+16 ~ +43
Water outlet	Heat	°C	20 ~ 60	20 ~ 60	20 ~ 60	20 ~ 60	20 ~ 60
	Cool	°C	5 ~ 20	5 ~ 20	5 ~ 20	5 ~ 20	5 ~ 20

Accessories	
PAW-TD20C1E5	Tank 200 L - Stainless steel
PAW-TD30C1E5	Tank 300 L - Stainless steel
PAW-TA20C1E5STD	Tank 200 L - Enamelled
PAW-TA30C1E5STD	Tank 300 L - Enamelled
PAW-TD20B8E3-2	Combo Tank 185 L + 80 L – Enamelled
PAW-TD23B6E5	Combo Tank 230 L + 60 L – Stainless Steel
PAW-3WYVLV-HW	3 way valve for DHW Tanks
PAW-BTANK50L-2	Buffer tank 50 L

Accessories	
CZ-TAW1	Aquarea Smart Cloud for remote control and maintenance through wireless or wired LAN
PAW-A2W-MGTFILTER	Magnet for the water filter
PAW-A2W-AFVLV	1 anti-freeze valve. It is required to order 2 valves per system
PAW-A2W-RTWIRED	Room thermostat
PAW-A2W-RTWIRELESS	Wireless LCD room thermostat

1) Sound power in accordance to 811/2013, 813/2013 and EN12102-1:2017 at +7 °C. 2) WH-MXC models are hermetically sealed. * EER and COP calculation is based in accordance to EN14511.

ErP 55°C | ErP 35°C | INVERTER+ | A CLASS WATER PUMP AUTO SPEED | -15°C CONSTANT HEATING T-CAP | 60°C OUTPUT WATER FLOW TEMPERATURE | DHW | -20°C HEATING MODE | WATER FILTER | FLOW SENSOR | BOILER CONNECTION | SOLAR KIT | ADVANCED CONTROL | OPTIONAL WI-FI | BMS CONNECTIVITY | 5 YEARS COMPRESSOR WARRANTY

INTERNET CONTROL: Optional.

ErP 55 °C Scale from A+++ to D

ErP 35 °C Scale from A+++ to D

Aquarea HT Bi-bloc F Generation Single phase / Three phase. Heating Only - SHF • R407C

Energy efficiency: "A" water pump with variable speed.

Comfort: Operation range down to -20 °C outdoor temperature / 65 °C water outlet temperature

Control: Efficient control of room temperature based on outdoor and indoor temperatures, thanks to the Aquarea Manager.

Connectivity: Optional integration into BMS projects.

			Single phase (Power to indoor)		Three phase (Power to indoor)	
Kit			**KIT-WHF09F3E5**	**KIT-WHF12F6E5**	**KIT-WHF09F3E8**	**KIT-WHF12F9E8**
Heating capacity / COP (A +7 °C, W 35 °C)		kW / COP	9,00 / 4,64	12,00 / 4,46	9,00 / 4,64	12,00 / 4,46
Heating capacity / COP (A +7 °C, W 65 °C)		kW / COP	9,00 / 2,48	12,00 / 2,41	9,00 / 2,48	12,00 / 2,41
Heating capacity / COP (A +2 °C, W 35 °C)		kW / COP	9,00 / 3,45	12,00 / 3,26	9,00 / 3,45	12,00 / 3,26
Heating capacity / COP (A +2 °C, W 65 °C)		kW / COP	9,00 / 2,06	10,30 / 2,01	9,00 / 2,06	10,30 / 2,01
Heating capacity / COP (A -7 °C, W 35 °C)		kW / COP	9,00 / 2,74	12,00 / 2,52	9,00 / 2,74	12,00 / 2,52
Heating capacity / COP (A -7 °C, W 65 °C)		kW / COP	9,00 / 1,79	9,60 / 1,77	9,00 / 1,79	9,60 / 1,77
Heating average climate (W 35 °C / W 55 °C)	Seasonal energy efficiency	ηs %	153 / 125	150 / 125	153 / 125	150 / 125
		SCOP	3,90 / 3,20	3,82 / 3,21	3,90 / 3,20	3,82 / 3,21
	Energy class	A+++ to D	A++ / A++	A++ / A++	A++ / A++	A++ / A++
Heating warm climate (W 35 °C / W 55 °C)	Seasonal energy efficiency	ηs %	191 / 156	188 / 156	191 / 156	188 / 156
		SCOP	4,84 / 3,97	4,77 / 3,97	4,84 / 3,97	4,77 / 3,97
	Energy class	A+++ to D	A+++ / A+++	A+++ / A+++	A+++ / A+++	A+++ / A+++
Heating cold climate (W 35 °C / W 55 °C)	Seasonal energy efficiency	ηs %	137 / 116	134 / 113	137 / 116	134 / 113
		SCOP	3,50 / 2,97	3,42 / 2,90	3,50 / 2,97	3,42 / 2,90
	Energy class	A+++ to D	A+ / A+	A+ / A+	A+ / A+	A+ / A+
Indoor unit			**WH-SHF09F3E5**	**WH-SHF12F6E5**	**WH-SHF09F3E8**	**WH-SHF12F9E8**
Sound pressure		dB(A)	33	33	33	33
Dimension	H x W x D	mm	892 x 502 x 353	892 x 502 x 353	892 x 502 x 353	892 x 502 x 353
Net weight		kg	46	47	47	48
Water pipe connector		Inch	R 1¼	R 1¼	R 1¼	R 1¼
A class pump	Number of speeds		7	7	7	7
	Input power (Min / Max)	W	38 / 100	40 / 106	38 / 100	40 / 106
Heating water flow (ΔT=5 K. 35 °C)		L/min	25,8	34,4	25,8	34,4
Capacity of integrated electric heater		kW	3	6	3	9
Recommended fuse		A	30 / 30	30 / 30	30 / 16	30 / 16
Recommended cable size, supply 1 / 2		mm²	3 x 4,0 or 6,0 / 3 x 4,0	3 x 4,0 or 6,0 / 3 x 4,0	5 x 1,5 / 3 x 1,5	5 x 1,5 / 5 x 1,5
Outdoor unit			**WH-UH09FE5**	**WH-UH12FE5**	**WH-UH09FE8**	**WH-UH12FE8**
Sound power [1]		dB(A)	—	—	—	—
Dimension	H x W x D	mm	1340 x 900 x 320	1340 x 900 x 320	1340 x 900 x 320	1340 x 900 x 320
Net weight		kg	104	104	110	110
Refrigerant (R407C) / CO_2 Eq.		kg / T	2,90 / 5,145	2,90 / 5,145	2,90 / 5,145	2,90 / 5,145
Pipe diameter	Liquid / Gas	Inch (mm)	3/8 (9,52) / 5/8 (15,88)	3/8 (9,52) / 5/8 (15,88)	3/8 (9,52) / 5/8 (15,88)	3/8 (9,52) / 5/8 (15,88)
Pipe length range		m	3 ~ 30	3 ~ 30	3 ~ 30	3 ~ 30
Elevation difference (in/out)		m	20	20	20	20
Pipe length for additional gas		m	10	10	10	10
Additional gas amount		g/m	70	70	70	70
Operation range	Outdoor ambient (Heat)	°C	-20 ~ +35	-20 ~ +35	-20 ~ +35	-20 ~ +35
Water outlet	Heat	°C	25 ~ 65	25 ~ 65	25 ~ 65	25 ~ 65

Accessories	
PAW-TD20C1E5	Tank 200 L - Stainless steel
PAW-TD30C1E5	Tank 300 L - Stainless steel
PAW-TA20C1E5STD	Tank 200 L - Enamelled
PAW-TA30C1E5STD	Tank 300 L - Enamelled

Accessories	
PAW-3WYVLV-HW	3 way valve for DHW Tanks
PAW-BTANK50L-2	Buffer tank 50 L
PAW-A2W-RTWIRED	Room thermostat
PAW-A2W-RTWIRELESS	Wireless LCD room thermostat

1) Sound power in accordance to 811/2013, 813/2013 and EN12102-1:2017 at +7 °C. * EER and COP calculation is based in accordance to EN14511.

ErP 55°C · ErP 35°C · INVERTER+ · A CLASS WATER PUMP · 7 SPEEDS · 65°C OUTPUT WATER HIGH TEMPERATURE · DHW · -20°C HEATING MODE · BOILER CONNECTION · SOLAR KIT · OPTIONAL WI-FI · BMS CONNECTIVITY · 5 YEARS COMPRESSOR WARRANTY

INTERNET CONTROL: Optional.

A++ ErP 55 °C Scale from A+++ to D

A++ ErP 35 °C Scale from A+++ to D

Aquarea HT Mono-bloc G Generation Single phase. Heating Only - MHF • R407C

Energy efficiency: "A" water pump with variable speed.

Comfort: Operation range down to -20 °C outdoor temperature / 65 °C water outlet temperature

Control: Efficient control of room temperature based on outdoor and indoor temperatures, thanks to the Aquarea Manager.

Connectivity: Optional integration into BMS projects.

			Single phase	
Outdoor unit			**WH-MHF09G3E5**	**WH-MHF12G6E5**
Heating capacity / COP (A +7 °C, W 35 °C)		kW / COP	9,00/4,64	12,00/4,46
Heating capacity / COP (A +7 °C, W 65 °C)		kW / COP	9,00/2,48	12,00/2,41
Heating capacity / COP (A +2 °C, W 35 °C)		kW / COP	9,00/3,45	12,00/3,26
Heating capacity / COP (A +2 °C, W 65 °C)		kW / COP	9,00/2,06	10,30/2,01
Heating capacity / COP (A -7 °C, W 35 °C)		kW / COP	9,00/2,74	12,00/2,52
Heating capacity / COP (A -7 °C, W 65 °C)		kW / COP	9,00/1,79	9,60/1,77
Heating average climate (W 35 °C / W 55 °C)	Seasonal energy efficiency	ηs %	153/125	150/125
		SCOP	3,90/3,20	3,82/3,21
	Energy class	A+++ to D	A++/A++	A++/A++
Heating warm climate (W 35 °C / W 55 °C)	Seasonal energy efficiency	ηs %	191/156	188/156
		SCOP	4,84/3,97	4,77/3,97
	Energy class	A+++ to D	A+++/A+++	A+++/A+++
Heating cold climate (W 35 °C / W 55 °C)	Seasonal energy efficiency	ηs %	137/116	134/113
		SCOP	3,50/2,97	3,42/2,90
	Energy class	A+++ to D	A+/A+	A+/A+
Sound power [1]		dB(A)	—	—
Dimension	H x W x D	mm	1410 x 1283 x 320	1410 x 1283 x 320
Net weight		kg	151	151
Refrigerant (R407C) / CO_2 Eq. [2]		kg / T	1,92/3,406	1,92/3,406
Water pipe connector		Inch	R 1¼	R 1¼
Pump	Number of speeds		7	7
	Input power (Min/Max)	W	—	—
Heating water flow (ΔT=5 K. 35 °C)		L/min	25,8	34,4
Capacity of integrated electric heater		kW	3	6
Input power		kW	1,94	2,69
Running and starting current		A	9,3	12,8
Current 1		A	28,5	29,0
Current 2		A	13,0	26,0
Recommended fuse		A	30/30	30/30
Recommended cable size, supply 1 / 2		mm²	3 x 4,0 or 6,0/3 x 4,0	3 x 4,0 or 6,0/3 x 4,0
Operation range	Outdoor ambient (Heat)	°C	-20 ~ +35	-20 ~ +35
Water outlet	Heat	°C	25 ~ 65	25 ~ 65

Accessories	
PAW-TD20C1E5	Tank 200 L - Stainless steel
PAW-TD30C1E5	Tank 300 L - Stainless steel
PAW-TA20C1E5STD	Tank 200 L - Enamelled
PAW-TA30C1E5STD	Tank 300 L - Enamelled
PAW-TD20B8E3-2	Combo Tank 185 L + 80 L – Enamelled
PAW-TD23B6E5	Combo Tank 230 L + 60 L – Stainless Steel

Accessories	
PAW-3WYVLV-HW	3 way valve for DHW Tanks
PAW-BTANK50L-2	Buffer tank 50 L
PAW-A2W-AFVLV	1 anti-freeze valve. It is required to order 2 valves per system
PAW-A2W-RTWIRED	Room thermostat
PAW-A2W-RTWIRELESS	Wireless LCD room thermostat

1) Sound power in accordance to 811/2013, 813/2013 and EN12102-1:2017 at +7 °C. 2) WH-MHF models are hermetically sealed. * EER and COP calculation is based in accordance to EN14511.

A++ ErP 55°C | A++ ErP 35°C | INVERTER+ | A CLASS WATER PUMP | 7 SPEEDS | 65°C OUTPUT WATER HIGH TEMPERATURE | DHW | -20°C HEATING MODE | BOILER CONNECTION | SOLAR KIT | OPTIONAL WI-FI | BMS CONNECTIVITY | 5 YEARS COMPRESSOR WARRANTY

INTERNET CONTROL: Optional.

Fan coils highlighted features

MORE FAN COIL OPTIONS IN CHILLERS SECTION

Presented in a wide range of designs, the fan coils are perfectly adapted to fit within almost any location.

1 **Innovation for an optimum comfort**

Range of fan coil for heating and cooling with capacities from 0,2 to 9,6 kW in cooling and from 0,2 to 13,6 kW in heating. Bring full year comfort with water based systems.

2 **Energy efficient and low noise fan**

Dynamically balanced and specially designed fans, reinforced acoustic insulation and optimized fan speed staging for lower noise levels.
Improved efficiency with optional EC fan motor.

3 **Quality and efficient coil**

Constructed from staggered copper tubes, mechanically expanded into aluminium fins, providing maximum heat transfer efficiency, durability and hygiene.

4 **Flexible installation**

Various types of unit to fit your needs with flexible installation options. A choice of service side for hydraulic connections, piping configuration and horizontal or vertical installation for ducted units.

Offering a great range of capacities and performance, presented in a wide range of designs, the fan coils are perfectly adapted to fit within almost any location. Whether the requirements are for cooling only, or for both heating and cooling, there is a fan coil to suit. With a variety of piping and fan configuration, the range is capable of meeting the most stringent of requirement. Line up available in AC and EC fans, it is possible to achieve both powerful performance, but with sustainability in mind.

Controllers with sophisticated designs, provide a user friendly interface while enabling an easy and low cost integration to building management systems.

PAW-FC-RC1
Optional wired remote controller for AC fan, 2-pipe and 4-pipe application.

PAW-FC-TC903
Optional wired remote controller for AC fan 2-pipe application.

PAW-FC-907TC
Optional wired remote controller for EC fan, 2-pipe and 4-pipe application.

Smart fan coils



Built-in advanced thermostat.

			PAW-AAIR-200-2	PAW-AAIR-700-2	PAW-AAIR-900-2
Total cooling capacity	Lo/Med/Hi	kW	0,2/0,3/0,6	0,8/1,0/1,2	1,2/1,5/1,7
Sensible cooling capacity	Lo/Med/Hi	kW	0,2/0,3/0,5	0,6/0,9/1,1	1,1/1,4/1,6
Water flow	Lo/Med/Hi	kg/h	40,0/59,0/95,0	129,0/178,0/207,0	198,0/261,0/300,0
Water pressure drop	Lo/Med/Hi	kPa	0,4/2,0/2,9	1,0/2,0/2,0	6,0/9,0/12,0
Inlet water temperature		°C	10	10	10
Outlet water temperature		°C	15	15	15
Inlet air temperature		°C	27,0	27,0	27,0
Outlet air temperature	Lo/Med/Hi	°C	15,0/17,0/18,0	14,0/16,0/17,0	16,0/17,0/18,0
Relative humidity of inlet air		%	47	47	47
Total heating capacity	Lo/Med/Hi	kW	0,2/0,5/0,6	0,7/1,0/1,2	0,9/1,4/1,7
Water flow	Lo/Med/Hi	kg/h	37,3/80,8/98,0	121,8/177,5/204,3	152,4/244,2/292,9
Water pressure drop	Lo/Med/Hi	kPa	0,4/2,0/2,9	0,3/0,8/1,0	0,5/1,6/2,2
Inlet water temperature		°C	35	35	35
Outlet water temperature		°C	30	30	30
Inlet air temperature		°C	19,0	19,0	19,0
Outlet air temperature	Lo/Med/Hi	°C	38,9/32,0/30,0	33,3/31,8/30,6	30,2/31,1/30,6
Air flow	Lo/Med/Hi	m³/min	0,9/1,9/2,7	2,6/4,2/5,3	4,1/6,1/7,7
Maximum input power	Lo/Med/Hi	W	7,0/9,0/13,0	14,0/18,0/22,0	16,0/20,0/24,0
Sound pressure	Lo/Med/Hi	dB(A)	23/33/40	24/36/42	25/36/44
Dimension (H x W x D)		mm	735 x 579 x 129	935 x 579 x 129	1135 x 579 x 129
Net weight		kg	17	20	23
3 Ways valve included			Yes	Yes	Yes
Touch screen thermostat			Yes	Yes	Yes

Accessories	
PAW-AAIR-LEGS-1	Kits of 2 legs to protect the water pipings

Accessories	
PAW-AAIR-RHCABLE	Motor connection cable for units with hydraulic connections on the right

* Smart fan coils is produced by Innova.

Stylish floor-standing fan coils with advanced controller

The slimline of Smart fan coils delivers high efficiency climate control.

With a depth of just under 13 cm they are at the cutting edge of the market. Blending easily into the home, Smart fan coil's elegant design and product refinements are clear to see in every detail.

Exceptional ventilation efficiency means the motor uses considerably less energy (low wattage). The fan speed is continuously modulated by the temperature controller with proportional integral logic, with undoubted advantages for regulating the temperature and humidity in summer mode.

With standard cast radiators.

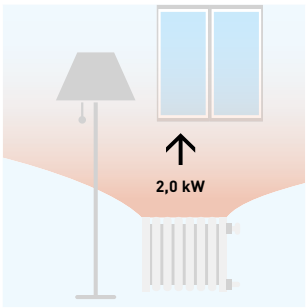

Water at 65 °C needed.

With Smart fan coil.

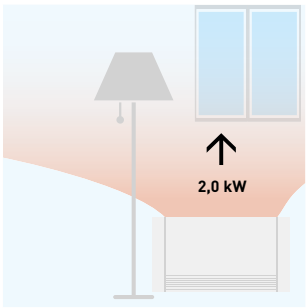

Water at 35 °C needed.

Technical focus

- 4 operation modes (auto, silent, night-time and maximum ventilation speed)
- Exclusive design
- Extremely compact (only 12,9 cm deep)
- Cooling and dehumidification functions possible (drain is needed)
- 3-way valve included (no overflow valve needed on the installation if more than 3 units installed)
- Touch screen thermostat

All temperature curves and capacity are available on www.panasonicproclub.com

Fan coils - ducted (AC)

Optional controller. Wired remote controller.
PAW-FC-903TC

Optional controller. Advanced wired remote controller.
PAW-FC-RC1

	Left connection (PAW-)		FC2A-D010L	FC2A-D020L	FC2A-D030L	FC2A-D040L	FC2A-D050L	FC2A-D060L	FC2A-D070L	FC2A-D080L
	Right connection (PAW-)		FC2A-D010R	FC2A-D020R	FC2A-D030R	FC2A-D040R	FC2A-D050R	FC2A-D060R	FC2A-D070R	FC2A-D080R
Total cooling capacity [1]	Lo/Med/Hi	kW	0,7/1,0/1,5	0,7/1,2/1,7	1,0/2,0/2,5	1,2/2,4/3,2	1,7/3,2/4,6	2,7/4,6/5,8	3,4/6,1/7,3	4,6/6,1/8,1
Sensible cooling capacity [1]	Lo/Med/Hi	kW	0,5/0,8/1,1	0,6/0,9/1,3	0,8/1,5/1,9	0,9/1,8/2,3	1,2/2,2/3,3	1,9/3,3/4,5	2,4/4,3/5,1	3,4/4,6/6,3
Water flow	Lo/Med/Hi	l/h	124/172/250	127/213/289	172/341/430	206/413/547	296/544/798	466/784/1003	587/1058/1252	798/1048/1400
Water pressure drop	Lo/Med/Hi	kPa	10,7/19,5/39,2	1,9/3,9/6,3	6,3/19,3/28,8	5,4/17,1/28,0	7,5/22,8/46,9	13,9/37,4/60,2	4,8/15,4/21,5	11,9/19,3/32,5
Heating capacity [2]	Lo/Med/Hi	kW	0,9/1,4/2,0	0,9/1,5/2,2	1,3/2,4/3,1	1,4/2,9/4,0	2,1/4,1/5,7	3,1/5,3/7,1	4,3/7,9/9,3	5,9/8,1/11,6
Sound levels										
Global sound power	S-Lo/Med/S-Hi	dB(A)	33/40/49	31/43/50	30/45/52	30/44/51	34/46/56	38/51/58	43/56/61	50/55/64
Global sound pressure [3]	S-Lo/Med/S-Hi	dB(A)	24/31/40	22/34/41	21/36/43	21/35/42	25/37/47	29/42/49	34/47/52	41/46/55
Fan										
Number			1	1	1	2	2	2	2	3
Air flow	Lo/Med/Hi	m³/h	111/190/283	105/179/265	138/274/390	173/357/499	253/486/716	350/640/933	480/893/1064	660/936/1397
Maximum external pressure		Pa	55	55	65	85	85	115	125	70
Filter			G2	G2	G2	G2	G2	G2	G2	G2
Electrical data										
Power supply	Voltage	V	230	230	230	230	230	230	230	230
	Phase		Single phase	Single phase	Single phase	Single phase	Single phase	Single phase	Single phase	Single phase
	Frequency	Hz	50/60	50/60	50/60	50/60	50/60	50/60	50/60	50/60
Power consumption	Lo/Med/Hi	W	13/24/36	10/18/29	16/37/45	15/37/56	28/55/72	37/75/105	53/100/147	90/112/188
Water connections										
Type			Female gas threaded	Female gas threaded	Female gas threaded	Female gas threaded	Female gas threaded	Female gas threaded	Female gas threaded	Female gas threaded
Water connections		Inch	1/2	1/2	1/2	1/2	1/2	1/2	3/4	3/4
Dimensions and weight										
Dimension	H x W x D	mm	430 x 220 x 570	430 x 220 x570	430x 220 x 730	430 x 220 x 938	430 x 220 x 1122	430 x 220 x 1307	530 x 220 x 1121	530 x 220 x 1316
Weight		kg	13	13	15	20	22	26	27	38

Accessories	
PAW-FC-RC1	Advanced wired remote controller for fan coil
PAW-FC-903TC	Wired remote controller for fan coil
PAW-FC-2WY-11/55-1	2 way valve + drain pan for models 010-060

Accessories	
PAW-FC-2WY-65/90-1	2 way valve + drain pan for models 070-080
PAW-FC-3WY-11/55-1	3 way valve + drain pan for models 010-060
PAW-FC-3WY-65/90-1	3 way valve + drain pan for models 070-080

1) According to Eurovent standard. Air: 27 °C DB / 19 °C WB. Water in/ out: 7 °C / 12 °C. 2) Air: 20 °C. Water in/out: 50 °C / 45 °C. 3) The sound pressure levels are based on (NR) characteristics of a room having volume of 100 m³ with reverberation of 0,5 seconds.
Values indicated are for 0 Pa external static pressure, for additional pressure characteristics, please refer the technical data manual. * Fan coil units are produced by Systemair.

Technical focus

- Cooling capacity from 0,7 to 8,1 kW
- Heating capacity from 0,7 to 10,3 kW
- 5-speed AC fan motor(s)

Main features and accessories

- Left or right hand arrangements
- Ease of installation
- Very low acoustic levels
- 2 way or 3 way ON/OFF valves
- Auxiliary drain pan
- Air intake with removable grid
- G2 filter

Operating limits	
Entering water temperature	From 5 to 90 °C
Indoor air temperature	From 5 to 32 °C

ErP

ERP 2018: compliant following COMMISSION REGULATION (EU) No2016/2281.

Fan coils - ducted (EC)



Optional controller. Wired remote controller for EC fans.
PAW-FC-907TC

	Left connection (PAW-)		FC2E-D010L	FC2E-D020L	FC2E-D030L	FC2E-D040L	FC2E-D050L	FC2E-D060L	FC2E-D070L	FC2E-D080L	FC2E-F040L
	Right connection (PAW-)		FC2E-D010R	FC2E-D020R	FC2E-D030R	FC2E-D040R	FC2E-D050R	FC2E-D060R	FC2E-D070R	FC2E-D080R	FC2E-F040R
Total cooling capacity [1]	Lo/Med/Hi	kW	0,6/1,2/2,1	0,6/1,4/2,4	0,9/2,1/3,1	1,3/2,9/4,2	1,3/4,0/5,0	2,0/4,5/5,2	2,7/5,9/6,9	5,1/6,5/8,8	3,6/6,6/9,2
Sensible cooling capacity [1]	Lo/Med/Hi	kW	0,5/1,1/1,9	0,5/1,1/1,9	0,6/1,6/2,4	1,0/2,1/3,0	1,1/3,0/3,7	1,4/3,5/4,0	2,0/4,3/5,2	3,7/4,8/6,6	2,9/6,1/9,1
Water flow	Lo/Med/Hi	l/h	107/210/356	110/237/406	148/354/532	230/506/722	231/685/743	341/767/800	463/1008/1098	879/1111/1254	627/1142/1575
Water pressure drop	Lo/Med/Hi	kPa	8,2/28,2/76,9	1,5/4,6/11,0	5,0/20,5/42,1	6,4/24,4/46,3	4,9/35,1/41,0	7,8/35,8/38,8	3,0/14,0/16,6	14,1/21,4/26,6	10,6/51,2/93,8
Heating capacity [2]	Lo/Med/Hi	kW	0,8/1,6/2,9	0,9/1,9/3,3	1,0/2,2/3,4	1,4/3,0/5,3	1,7/5,2/5,5	2,3/5,9/6,1	3,8/7,3/8,2	6,2/8,0/9,3	4,4/8,3/11,8
Sound levels											
Global sound power	S-Lo/Med/S-Hi	dB(A)	34/47/60	34/47/60	31/50/59	29/44/52	30/51/57	32/54/58	40/54/59	51/56/64	42/58/68 [3]
Global sound pressure [4]	S-Lo/Med/S-Hi	dB(A)	25/38/51	25/38/51	22/41/50	20/35/43	21/42/48	23/45/49	31/45/50	42/47/55	23/39/52
Fan											
Number			1	1	1	2	2	2	2	3	1
Air flow	Lo/Med/Hi	m³/h	108/228/417	98/234/413	145/380/585	170/412/678	203/645/816	245/737/912	350/850/1050	685/927/1398	592/1284/1935
Maximum external pressure		Pa	75	75	75	105	70	105	115	115	190
Filter			G2	G2	G2	G2	G2	G2	G2	G2	G2
Electrical data											
Power supply	Voltage	V	230	230	230	230	230	230	230	230	230
	Phase		Single phase	Single phase	Single phase	Single phase	Single phase	Single phase	Single phase	Single phase	Single phase
	Frequency	Hz	50/60	50/60	50/60	50/60	50/60	50/60	50/60	50/60	50/60
Power consumption	Lo/Med/Hi	W	5/11/41	5/13/41	4/16/42	2/13/43	4/24/46	2/30/54	11/44/77	23/42/108	11/62/197
Water connections											
Type			Female gas threaded	Female gas threaded	Female gas threaded	Female gas threaded	Female gas threaded	Female gas threaded	Female gas threaded	Female gas threaded	Female gas threaded
Water connections		Inch	1/2	1/2	1/2	1/2	1/2	1/2	3/4	3/4	3/4
Dimensions and weight											
Dimension	H x W x D	mm	220 x 570 x 430	220 x 570 x 430	220 x 730 x 430	220 x 938 x 430	220 x 1122 x 430	220 x 1307 x 430	220 x 1121 x 530	220 x 1316 x 530	223 x 1233 x 653
Weight		kg	13	13	15	20	22	26	27	38	19

Accessories	
PAW-FC-907TC	Wired remote controller for fan coil
PAW-FC-2WY-11/55-1	2 way valve + drain pan for models 010-060
PAW-FC-2WY-65/90-1	2 way valve + drain pan for models 070-080
PAW-FC-2WY-F040	2 way valve + drain pan for model F040

Accessories	
PAW-FC-3WY-11/55-1	3 way valve + drain pan for models 010-060
PAW-FC-3WY-65/90-1	3 way valve + drain pan for models 070-080
PAW-FC-3WY-F040	3 way valve + drain pan for model F040

1) According to Eurovent standard. Air: 27 °C DB / 19 °C WB. Water in/ out: 7 °C / 12 °C. 2) Air: 20 °C. Water in/out: 50 °C / 45 °C. 3) The sound power levels indicated are from return and radiated measurements. 4) The sound pressure levels are based on (NR) characteristics of a room having volume of 100 m³ with reverberation of 0,5 seconds.
Values indicated are for 0 Pa external static pressure, for additional pressure characteristics, please refer the technical data manual. * Fan coil units are produced by Systemair.

Technical focus

- Cooling capacity from 0,5 to 9,6 kW
- Heating capacity from 0,6 to 13,6 kW
- Low energy consumption EC fan(s)

Main features and accessories

- Left or right hand arrangements
- Can be installed both horizontally and vertically*
- Ease of installation
- Very low acoustic levels
- 2 way or 3 way ON/OFF valves
- Auxiliary drain pan
- Air intake with removable grid
- G2 filter

Operating limits	
Entering water temperature	From 5 to 90 °C
Indoor air temperature	From 5 to 32 °C

* PAW-FC2E-F040 may only be installed horizontally.

ErP
EC MOTOR GREEN VENTILATION

ERP 2018: compliant following COMMISSION REGULATION (EU) No2016/2281.

Fan coils - wall-mounted (AC)

Optional controller. Wired remote controller.
PAW-FC-903TC

Optional controller. Advanced wired remote controller.
PAW-FC-RC1

Infrared remote supplied with IR versions.
IR Controller

2-pipe			PAW-FC2A-K007 PAW-FC2A-K007IR	PAW-FC2A-K009 PAW-FC2A-K009IR	PAW-FC2A-K018 PAW-FC2A-K018IR	PAW-FC2A-K022 PAW-FC2A-K022IR
Total cooling capacity [1]	Lo/Med/Hi	kW	1,0/1,3/1,7	1,6/1,7/2,4	2,8/3,0/3,5	2,9/3,1/3,9
Sensible cooling capacity [1]	Lo/Med/Hi	kW	0,7/1,0/1,2	1,2/1,3/1,9	2,1/2,3/2,7	2,3/2,5/3,1
Water flow	Lo/Med/Hi	l/h	172/231/287	270/291/418	483/508/609	502/535/669
Water pressure drop	Lo/Med/Hi	kPa	18,6/24,9/30,9	18,5/27,0/40,0	34,6/41,3/55,6	37,2/33,7/45,2
Heating capacity [2]	Lo/Med/Hi	kW	1,4/1,7/2,0	1,7/2,0/2,7	2,9/3,2/4,0	3,1/3,7/4,4
Sound levels						
Sound power	Lo/Med/Hi	dB(A)	45/49/51	47/52/57	49/53/56	53/57/63
Sound pressure [3]	Lo/Med/Hi	dB(A)	30/33/35	32/36/40	39/41/43	39/43/48
Fan						
Number			1	1	1	1
Air flow	Lo/Med/Hi	m³/h	282/321/360	367/413/551	532/592/680	617/709/850
Filter			G1	G1	G1	G1
Electrical data						
Power supply	Voltage	V	230	230	230	230
	Phase		Single phase	Single phase	Single phase	Single phase
	Frequency	Hz	50	50	50	50
Fuse rating		A	3	3	3	3
Power consumption	Lo/Med/Hi	W	39/42/62	30/47/59	44/50/55	50/55/70
Water connections						
Type			Female gas threaded	Female gas threaded	Female gas threaded	Female gas threaded
Water connections		Inch	1/2	1/2	1/2	1/2
Dimensions and weight						
Dimension	H x W x D	mm	275 x 180 x 845	275 x 180 x 845	298 x 200 x 940	298 x 200 x 940
Weight		kg	11	11	13	13

Accessories	
PAW-FC-RC1	Advanced wired remote controller for fan coil
PAW-FC-903TC	Wired remote controller for fan coil

Accessories	
PAW-FC2-2WY-K007	2 way valve + drain pan
PAW-FC2-3WY-K007	3 way valve + drain pan

1) According to Eurovent standard. Air: 27 °C DB / 19 °C WB. Water in/out: 7 °C / 12 °C. 2) According to Eurovent standard. Air: 20 °C. Water in/out: 45 °C / 40 °C. 3) Sound pressure considering a local of 100 m³ a reverberation time of 0,5 seconds and a distance of 1 m.

Technical focus

- 4 sizes
- Cooling capacity from 1,0 to 3,9 kW
- Heating capacity from 1,4 to 4,1 kW
- Version: 2-pipes, AC fan

Main features and accessories

- 2 way or 3 way valve ON/OFF
- 3-speed AC fan motor
- Silent unit for optimum customer comfort
- Aesthetic design suitable for residential and hotel applications
- Compatible with IR controller (supplied with IR versions)
- Coil with hydrophilic fins to improve the condensate flow

Operating limits	
Entering water temperature	From 5 to 60 °C
Indoor air temperature	From 6 to 40 °C

ErP

ERP 2018: compliant following COMMISSION REGULATION (EU) No2016/2281.

Wired controllers for AC and EC fan coils

Advanced wired remote controller (AC)

PAW-FC-RC1
This advanced controller provides a higher level of comfort in heating. The sensor can be used as a water flow sensor, stopping the fan when the water temperature is low, avoiding cold drafts in winter.

Features:
- For 2-pipe and 4-pipe, AC fan
- Change Over function (cold draft prevention)
- Room thermostat
- 3 outputs, 230 V relays for fan control
- 2 outputs, 230 V relays for heating / cooling control
- Connection to BMS - Modbus RTU slave
- 1 DI for presence detection (key card switch)
- 1 AI for sensor

Wired remote controller (EC)

PAW-FC-907TC
Stylish and sophisticated design with backlit LCD display, is suitable for installation within a wide variety of locations such as office, hotel and residential applications. By connecting the controller to the range of EC fan coils, the user can take advantage of the improved performance, higher levels of efficiency and thus improved energy savings.

Features:
- For 2-pipe and 4-pipe, EC fan
- Back lit LCD screen with touch control
- Adjustable range EC fan control
- Economiser
- Connection to BMS via Modbus
- 1 DI for presence detection (key card switch)

Wired remote controller (AC)

PAW-FC-903TC
Feature rich and perfectly adapted to control AC fan coils, the PAW-FC-903TC is the ideal addition for any fan coil. With intuitive user interface provided by the push button control and large LCD display, it will fit seamlessly with almost any location.

Features:
- For 2-pipe, AC fan
- Back lit LCD screen
- 3 speed control relay, for fan
- Economizer

Sanitary Tanks

Combo tanks.

The best option to combine with Mono-bloc units. DHW tank with buffer tank. Designed for retrofit applications, the DHW tank with a buffer tank is particularly suitable for fast integration on an existing installation. Easy to install, nice looking, high efficiency for DHW production and for heating.

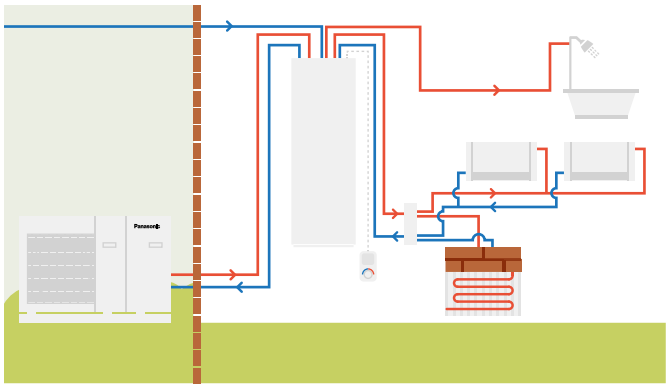

		Enamelled		Stainless steel	
Model		**PAW-TD20B8E3-2**		**PAW-TD23B6E5**	
Dimension H x W x D	mm	1770 x 640 x 690		1750 x 600 x 646	
Weight (empty)	kg	150		111	
Volume	L	185 + 80		230 + 60	
Power supply	V, Phase, Hz	230, 1, 50		230, 1, 50	
		Hot water tank	**Buffer tank**	**Hot water tank**	**Buffer tank**
Volume	L	185	80	230	60
Max working pressure	MPa (bar)	0,8 (8)	0,6 (6)	1,0 (10)	0,3 (3,0)
Pressure test	MPa (bar)	1,2 (12)	0,9 (9)	1,5 (15)	0,39 (3,9)
Max working temp	°C	90	90	80	80
Connections	mm	Ø22	Ø22	Ø22	Ø22, copper
Material		S 275 JR vitrified	S235 JR	EN 14521	EN 14521
Insulation	Material, t=mm	PUR, 50	PUR 40	PUR, 50	PUR, 50
Heating coil surface	m²	2,1	—	1,8	—
Electrical heater	W	3000	—	2800	—
Energy loss at 65 °C	kWh/24h	1,3	—	1,25	—
Energy efficiency class (from A+ to F)		**B**	**B**	**B**	**A**
Standing loss	W	53	46	52	29

1) EU Regulation 812/2013. 2) Tested pursuant to EN 12897:2006. * Enamelled Combo Tank is produced by Lapesa. Stainless Steel Combo Tank is produced by OSO.

Buffer tanks.

Model		**PAW-BTANK50L-2**	**NEW PAW-BTANK100L**	**NEW PAW-BTANK200L**	**NEW PAW-BTANK300L**
Capacity	L	48	100	199	289
Energy losses	W	35	55	50	66
Energy Efficiency Class (from A+ to F)		**B**	**C**	**B**	**B**
Material		Stainless Steel	Stainless Steel	Stainless Steel	Stainless Steel
Dimension (Hight / Diameter)	mm	636 / 430	1175 / 430	1275 / 595	1755 / 595
Net weight	kg	17	28	47	57

* Automatic air vent and drain cock are included. Built-in pocket sensor (sensor not included). ** Buffer Tank are produced by OSO.

Enamelled tanks.

		Enamelled Tank				Enamelled 2 coils Tank (for bivalent Solar + HP)	Square Tank
Model		**PAW-TA15C1E5STD**	**PAW-TA20C1E5STD**	**PAW-TA30C1E5STD**	**PAW-TA40C1E5STD**	**PAW-TA30C2E5STD**	**PAW-TA20C1E5C**
Water volume	L	150	200	290	380	350	200
Maximum water temperature	°C	95	95	95	95	95	95
Dimension (Hight / Diameter)	mm	1210/520	1340/610	1800/610	1835/670	1835/670	1550 x 600 x 600
Weight / filled with water	kg	109/254	90/280	120/389	191/572	169/519	134 / 327
Electric heater	kW	—	3,00	3,00	3,00	3,00	—
Power supply	V	—	230	230	230	230	—
Material inside tank		Enamelled	Enamelled	Enamelled	Enamelled	Enamelled	Enamelled
Exchange surface	m²	1,2	1,8	2,6	3,8	3,5 / 1,2	1,83
Energy loss at 65 °C [1]	kWh/24h	1,45	1,37	1,61	1,76	1,76	1,37
3 way valve accessory PAW-3WYVLV-HW or CZ-NV1		Optional	Optional	Optional	Optional	Optional	Built-in 3 way valve
20 m temperature sensor cable included		Yes	Yes	Yes	Yes	Yes	Yes
Energy losses	W	60	57	67	73	73	57
Energy Efficiency Class (from A+ to F)		**C**	**B**	**B**	**B**	**B**	**B**
Warranty of the inner vessel		5 Years	5 Years	5 Years	5 Years	5 Years	5 Years
Maintenance required		Every 2 years	Every 2 years	Every 2 years	Every 2 years	Every 2 years	Every 2 years

1) Insulated tested under EN12897. ** Enamelled Tanks and Square Tank are produced by AEmail.

Stainless steel tanks.

Model		**PAW-TD20C1E5**	**PAW-TD30C1E5**	**NEW PAW-TD30C1E5-HI**
Water volume	L	192	284	280
Maximum water temperature	°C	75	75	75
Dimension (Hight / Diameter)	mm	1270/595	1750/595	1750 / 595
Weight / filled with water	kg	50/—	61/—	65 / -
Electric heater	kW	1,5	1,5	1,5
Power supply	V	230	230	230
Material inside tank		Stainless steel	Stainless steel	Stainless steel
Exchange surface	m²	1,8	1,8	2,35
Energy loss at 65 °C [1]	kWh/24h	1,01	1,18	1,18
3 way valve accessory PAW-3WYVLV-HW or CZ-NV1		Optional	Optional	Optional
20 m temperature sensor cable included		Yes	Yes	Yes
Energy losses	W	42	49	49
Energy Efficiency Class (from A+ to F)		**A**	**A**	**A**
Warranty		2 Years	2 Years	2 Years
Maintenance required		No	No	No

1) Insulated tested under EN12897. ** Stainless Steel Tanks are produced by OSO.

Accessories for sanitary tanks	
PAW-3WYVLV-HW	3 way valve for DHW Tanks

Accessories for sanitary tanks	
CZ-NV1	3 way valve kit for inside of hydrokit

Heat recovery ventilation unit

The heat recovery ventilation unit is design not only to provide a good indoor air quality, but it is also designed to recover heat that would otherwise be lost throughout ventilation. These heat recovery ventilation systems are used to assist in the retention of heat.

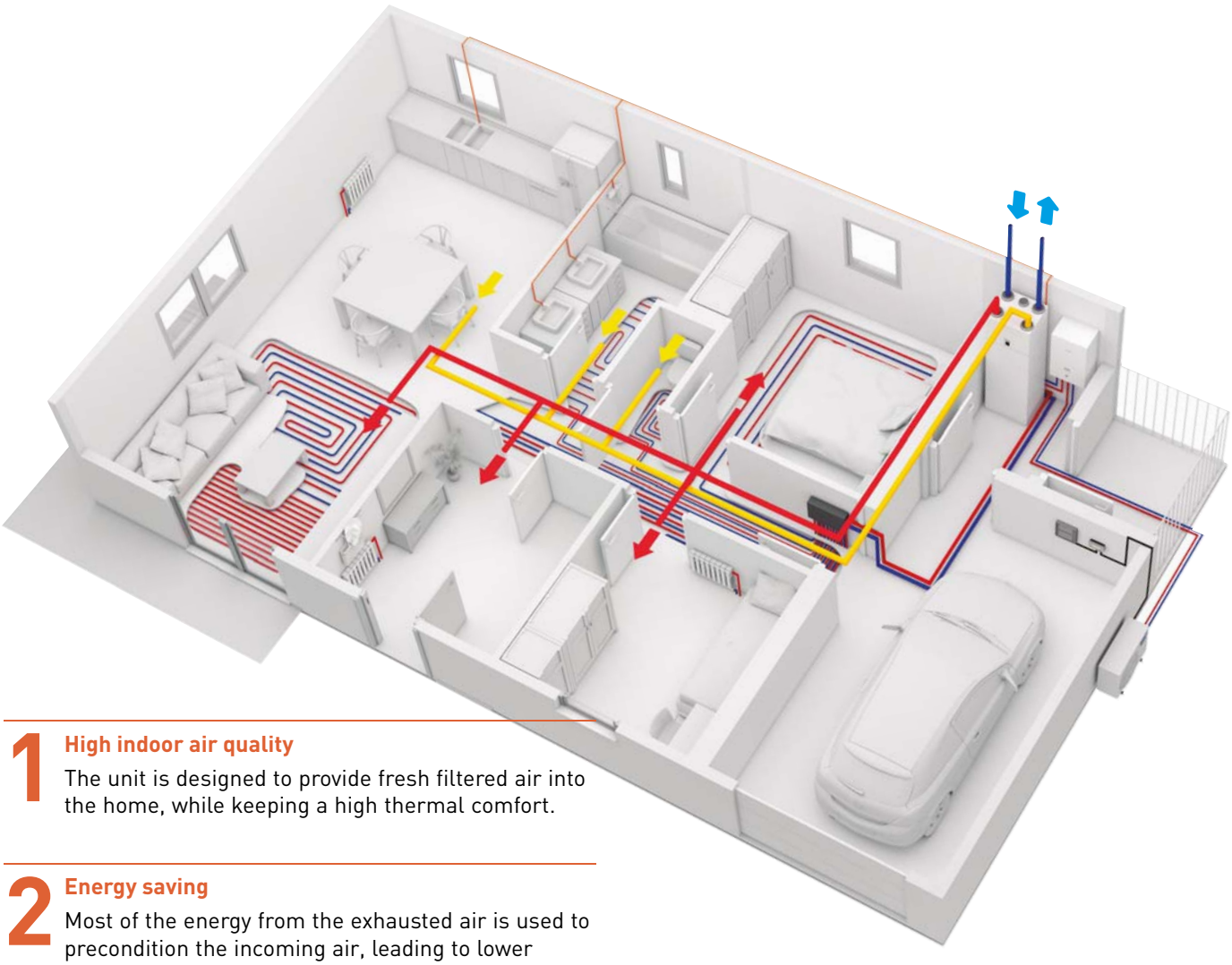

1 High indoor air quality

The unit is designed to provide fresh filtered air into the home, while keeping a high thermal comfort.

2 Energy saving

Most of the energy from the exhausted air is used to precondition the incoming air, leading to lower heating requirements in the building.

3 Space saving

The compact ventilation unit can be installed over the DHW square tank or the Aquarea All in One Compact indoor unit for an space-saving solution.

4 Better user interface

The Residential ventilation unit and the Aquarea Heat Pump can be controlled with one single user-friendly controller.

AQUAREA

Combine the Residential ventilation unit with Panasonic Aquarea for an space saving and highly efficient solution for heating, cooling, ventilation and DHW.

Heat Recovery Ventilation + Aquarea All in One Compact

Heat Recovery Ventilation + DHW Square Tank + Aquarea Mono-bloc

Heat Recovery Ventilation + DHW Square Tank + Aquarea Bi-bloc

* The unit can be mounted on a PAW-TA20C1E5C, on a WH-ADC0309J3E5C or installed on the wall (PAW-VEN-WBRK is needed).

PAW-A2W-VENTA-R

PAW-A2W-VENTA-L

cool, temperate climate
CERTIFIED COMPONENT
Passive House Institute

Heat recovery Ventilation unit		PAW-A2W-VENTA-R	PAW-A2W-VENTA-L
Nominal airflow rate	m³/h	204 @ 50 Pa	
Maximum airflow rate	m³/h	292 @ 100 Pa	
SPF		1,24 @ 204 m³/h	
Heat exchanger rotor drive type		Variable speed	
Exchanger type		Rotating	
Heat recovery efficiency		84 %	
Power supply	V / Hz	230 / 50 / 1 phase	
Power consumption	W	176	
Energy Class, basic unit		**A**	
Energy Class, unit with local control on demand		**A**	
Noise level	dB(A)	40	
Dimension (W x H x D)	mm	598 x 450 x 500	
Weight	kg	46	
Mounting position		Vertical	
Supply side		Right	Left
Duct connections	mm	DN125	
Filter class, supply air		F7/ePM1 60 %	
Filter class, extract air		M5/ePM10 50 %	
Minimum outdoor temperature	°C	-20	

Accessories	
PAW-VEN-FLTKIT	Supply and extract filters kit
PAW-VEN-ACCPCB	Optional PCB for additional functions
PAW-VEN-DPL	HRV touch control panel. White frame (cable must be ordered separately)
PAW-VEN-CBLEXT12	Cable with plug for electrical connection between unit and control panel, type CE and CD (12 m)
PAW-VEN-DIVPLG	Twin plugs for installation of several control panels type CD or CE for one unit

Accessories	
PAW-VEN-DPLBOX	HRV touch control panel wall-mounted kit
PAW-VEN-S-C02RH-W	CO_2 RH wall-mounted sensor
PAW-VEN-S-C02-W	CO_2 wall-mounted sensor
PAW-VEN-S-C02-D	CO_2 duct sensor
PAW-VEN-WBRK	Wall bracket kit for stand-alone installation on the wall
PAW-VEN-HTR06	Electrical duct heater 0,6 kW (includes relay)
PAW-VEN-HTR12	Electrical duct heater 1,2 kW (includes relay)

*** Heat recovery efficiency according to EN 13141-7. ** Heat recovery Ventilation unit is produced by Systemair.**

Main features of the residential ventilation unit

- Designed for areas up to approximately 140 m²
- High energy-efficiency rotary heat exchanger with EC - technology fans
- Moisture transfer function to minimize condensation in supply air during wintertime
- The built in humidity sensor in extract air can be used for demand control
- Control via touch display and Startup Wizard for easy commissioning
- Modbus communication via RS-485
- Option to control an Aquarea H or J Generation heat pump from PAW-A2W-VENTA control panel (PAW-AW-MBS-H and PAW-VEN-ACCPCB required)

Control user-friendly interface

All settings and features accessible via a control panel, integrated into the front cover. The option for connecting one or more external control panels is available.

- Color touch screen with a user-friendly interface
- MANUAL and AUTO mode or choose preferred settings from the pre-configured user modes

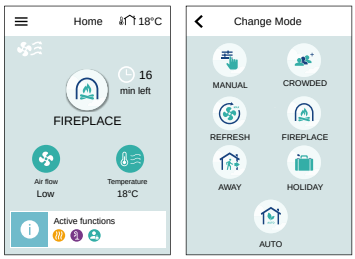

- If Aquarea J and H Generations heat pumps are connected with PAW-A2W-VENTA, the heat pump control options appear on the home screen in a separate tab

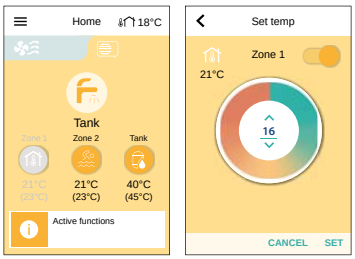

DHW Stand Alone

DHW Stand Alone: highly efficient heat pump water heater.

The wide range of DHW Stand Alone heat pump is a great solution to adapt to any type of family house. The wall type is available in 100 and 150 L capacities, and the floor-standing in 200 and 270 L. For reaching even more efficient use the 270 L is available in additional coil, it is able to connect solar water production.

- A+ Highly efficient domestic hot water heat pump
- Provides reduced power consumption up to 72 % compared with traditional electric water heater
- Easy to install
- Being CFC-free, this water heater is environmentally friendly

1 Energy saving

- Digital control panel with energy consumption monitoring
- Photovoltaic function
- Compatible with ducted fresh air intake installations
- Boiler/Solar Coil (only PAW-DHW270C1F)

2 Comfort

- Different modes of operation based on user needs
- Mode AUTO: Intelligent Temperature Set Point, thanks to monitoring hot water usage
- Mode BOOST, Mode ECO and Mode ABSENCE

3 Durability

- Diamond-quality enamel lining the inner tank
- Pressure relief valve which provides safety if any malfunctions or pressure rise
- Dielectric union preventing corrosion
- Specific lip gasket preventing rust around the flange

Model		Wall-mounted		Floor-standing		
Reference		**PAW-DHW100W-1**	**PAW-DHW150W-1**	**PAW-DHW200F**	**PAW-DHW270F**	**PAW-DHW270C1F**
Nominal capacity	L	100	150	200	270	263
Dimension (H x W x D)	mm	1209 x 522 x 538	1527 x 522 x 538	1617 x 620 x 665	1957 x 620 x 665	1957 x 620 x 665
Empty weight	kg	57	66	80	92	111
Hot and cold connection		¾" M	¾" M	¾" M	¾" M	¾" M
Anticorrosion system	Anode	Magnesium	Magnesium	Magnesium	Magnesium	Magnesium
Rated water pressure	Mpa (bar)	0,8 (8)	0,8 (8)	0,8 (8)	0,8 (8)	0,8 (8)
Electrical connection	V / Hz	230/50	230/50	230/50	230/50	230/50
Total maximum power	W	1550	1950	2300	2300	2300
Maximal power heat pump	W	350	350	700	700	700
Power electric heating element	W	1200	1600	1600	1600	1600
Heat pump water temperature range	°C	50 ~ 62	50 ~ 62	50 ~ 62	50 ~ 62	50 ~ 62
Heat pump air temperature range	°C	-5 ~ +43	-5 ~ +43	-5 ~ +43	-5 ~ +43	-5 ~ +43
Duct diameter	mm	125	125	160	160	160
Air flow (without duct)	m³/h	160	160	310/390	310/390	310/390
Load losses acceptable on ventilation circuit, without affecting performance	Pa	70	70	25	25	25
Sound power [1]	dB(A)	45	45	53	53	53
Refrigerant R134a (wall-mounted) / R513A (floor-standing)	kg	0,52	0,58	0,80	0,86	0,86
Refrigerant volume in tons of CO_2 equivalent	TCO_2 Eq.	0,74	0,83	0,50	0,54	0,54
Refrigerant weight per liter	kg/L	0,0052	0,0039	0,0040	0,0032	0,0032
Hot water quantity at 40 °C: V40td	L	151,0	182,0	265,5	361,2	357,9
Acoustic power ErP [2]	dB(A)	45	45	53	53	53
Energy Efficiency Class (from A+ to F)		**A+**	**A+**	**A+**	**A+**	**A+**
Connectable to PV		Yes	Yes	Yes	Yes	Yes
Additional coil exchanger connection		—	—	—	—	1''M
Additional coil surface	m²	—	—	—	—	1,2
Warranty of the inner vessel		5 Years	5 Years	5 Years	5 Years	5 Years
Performance at 7 °C air temperature		**(EN 16147) ducted at 25 Pa**		**(CDC LCIE 103-15/C) ducted at 30 Pa [3]**		
Coefficient of performance (COP) according load profile		2,66 - M	3,05 - L	2,81 - L	3,16 - XL	3,05 - XL
Standby Input power (P_{es})	W	18	24	32	29	33
Heating up time (t_h)	h. Min	6h47	10h25	07h11	10h39	11h04
Reference hot water temperature (T_{ref})	°C	52,7	53,2	52,7	53,1	52,9
Flow rate (air)	m³/h	140	110	320	320	320
Performance at 15 °C air temperature (EN 16147)						
Coefficient of performance (COP) according load profile		2,88 - M	3,28 - L	3,05 - L	3,61 - XL	3,44 - XL
Standby Input power (P_{es})	W	19	25	30	30	33
Heating up time (t_h)	h. Min	6h07	9h29	6h24	8h34	8h40
Reference hot water temperature (T_{ref})	°C	52,6	53,4	52,8	53,0	53,1
Flow rate (air)	m³/h	140	110	320	320	320

Accessories	
PAW-DHW-STAND	Rack for suspended device for 100 and 150 liters models

1) According to ISO3744. 2) Compliant with EN 16147 conditions. 3) Performance measured for a water heater from 10 °C to T_{ref} according to the protocol of the NF Electricity Performance Mark specifications No.LCIE 103-15C, selfheating thermodynamic water heaters (based on standard EN 16147). * DHW Stand Alone is produced by S.A.T.E.

Ideal for small surfaces

Suitable for all installations (adapted to small surfaces, low ceiling, corner).

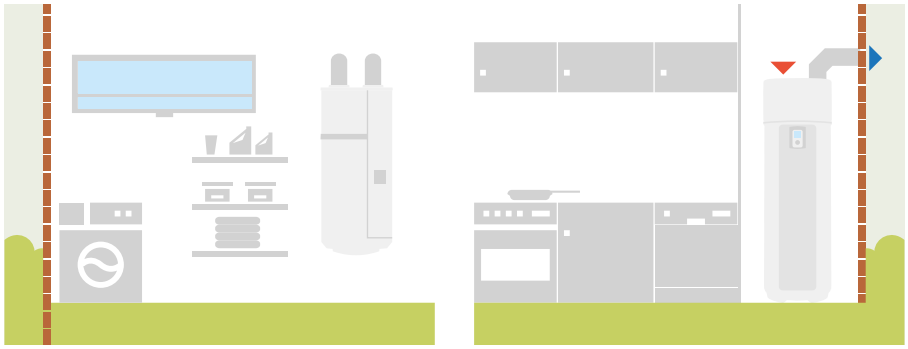

Accessories and control

All in One accessories

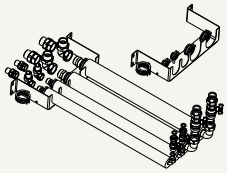

Flexible pipings and wall mounting plate for All in One H Generation.

———

PAW-ADC-PREKIT-H

Flexible pipings and wall mounting plate for All in One J Generation (not compatible with WH-ADC0309J3E5C).

———

PAW-ADC-PREKIT-1

Decorative magnetic side cover.

———

PAW-ADC-CV150

Special outdoor supports

Tray for condenser water compatible with outdoor elevation platform.

———

PAW-WTRAY

Outdoor elevation platform.
Dimension (H x W x D): 400 x 900 x 400 mm

———

PAW-GRDSTD40



Outdoor base ground support for noise and vibration absorption.
Dimension (H x W x D): 600 x 95 x 130 mm
Weight: 500 kg

———

PAW-GRDBSE20

PCB's for additional functions



PCB for advanced functions in J and H Generation.

———

CZ-NS4P

Deice accessories

Base pan heater (for all old Bi-bloc and Mono-bloc, not for the 3 and 5 kW).

———

CZ-NE1P

Base pan heater (for Bi-bloc 3 and 5 kW).

———

CZ-NE2P

Base pan heater for J and H Generation.

———

CZ-NE3P

Hydraulic accessories

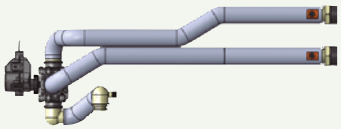

3 way valve kit for inside of hydrokit.

———

CZ-NV1

3 way valve for DHW Tanks.

———

PAW-3WYVLV-HW

1 anti-freeze valve.
It is required to order 2 valves per system.

———

PAW-A2W-AFVLV

Optional magnet for the water filter in H Generation models.

———

PAW-A2W-MGTFILTER

Connectivity Solutions

Aquarea Smart Cloud for remote control and maintenance through wireless or wired LAN.

———

CZ-TAW1

10 m extension cable for CZ-TAW1.

———

CZ-TAW1-CBL

KNX Interface for J and H Generation.

———

PAW-AW-KNX-H

Modbus Interface for J and H Generation.

———

PAW-AW-MBS-H

Cascade Controller

Modbus IP for BMS communication.

———

PAW-A2W-CMH

Room thermostats

Wired LCD room thermostat with weekly timer.

———

PAW-A2W-RTWIRED

Wireless LCD room thermostat with weekly timer.

———

PAW-A2W-RTWIRELESS

Sensors for Aquarea J and H Generation

Outdoor ambient sensor.

———

PAW-A2W-TSOD

Zone room sensor.

———

PAW-A2W-TSRT

Zone water sensor.

———

PAW-A2W-TSHC

Solar sensor.

———

PAW-A2W-TSSO

Buffer tank sensor.

———

PAW-A2W-TSBU

Accessories and control

Aquarea Manager accessories (not compatible with J and H Generation units)

Aquarea Manager with LCD.

PAW-HPM1

Aquarea Manager without LCD.

PAW-HPM2

Touch screen.

PAW-HPMED

Buffer tank sensor.

PAW-HPMB1

Buffer tank sensor with well.

PAW-HPMDHW

Water flow pipe sensor for heating circuit.

PAW-HPMAH1

Outdoor temperature sensor.

PAW-HPMUH

Interface to connect Aquarea Manager to Heat pump Aquarea Bi-bloc (HPM can control all parameters from HP).

PAW-HPMINT-U

Interface to connect Aquarea Manager to Heat pump Aquarea Mono-bloc (HPM can control all parameters from HP).

PAW-HPMINT-M

Interface to connect Aquarea Manager to Heat pump Aquarea Mono-bloc and Bi-bloc F type (HPM can control all parameters from HP).

PAW-HPMINT-F

Buffer tank sensor solar (with higher temperature range).

PAW-HPMSOL1

Room sensor + set point adaptation.

PAW-HPMR4

Dew point sensor.

PAW-DEWPOINTSENSOR

Smart fan coil accessories

Kits of 2 legs to protect the water pipings.

PAW-AAIR-LEGS-1

Motor connection cable for units with hydraulic connections on the right.

PAW-AAIR-RHCABLE

Fan coil accessories

Wired remote controller for fan coil.

PAW-FC-903TC

Advanced wired remote controller for fan coil.

PAW-FC-RC1

Wired remote controller for EC fan coil.

PAW-FC-907TC

Infrared remote supplied with IR versions.

IR Controller

2 way valve + drain pan for ducted models 010-060.

PAW-FC-2WY-11/55-1

2 way valve + drain pan for ducted models 070-080.

PAW-FC-2WY-65/90-1

2 way valve + drain pan for ducted models F040.

PAW-FC-2WY-F040

2 way valve + drain pan for wall-mounted.

PAW-FC2-2WY-K007

3 way valve + drain pan for ducted models 010-060.

PAW-FC-3WY-11/55-1

3 way valve + drain pan for ducted models 070-080.

PAW-FC-3WY-65/90-1

3 way valve + drain pan for ducted models F040.

PAW-FC-3WY-F040

3 way valve + drain pan for wall-mounted.

PAW-FC2-3WY-K007

Sanitary Tank accessories

Tank sensor with 6 m cable length.

———
PAW-TS1

Tank sensor with 20 m cable length.

———
PAW-TS2

Tank sensor with 6 m cable length and only 6 mm diameter.

———
PAW-TS4

Temperature sensor kit for third party tank (with copper pocket and 6 m length sensor cable).

———
CZ-TK1

DHW Stand Alone accessories

Rack for suspended device for 100 and 150 liters models.

———
PAW-DHW-STAND

Heat recovery Ventilation accessories

Supply and extract filters kit.

———
PAW-VEN-FLTKIT

Optional PCB for additional functions.

———
PAW-VEN-ACCPCB

HRV touch control panel. White frame (cable must be ordered separately).

———
PAW-VEN-DPL

Cable with plug for electrical connection between unit and control panel, type CE and CD (12 m).

———
PAW-VEN-CBLEXT12

Twin plugs for installation of several control panels type CD or CE for one unit.

———
PAW-VEN-DIVPLG

HRV touch control panel wall-mounted kit.

———
PAW-VEN-DPLBOX

CO_2 RH wall-mounted sensor.

———
PAW-VEN-S-CO2RH-W

CO_2 wall-mounted sensor.

———
PAW-VEN-S-CO2-W

CO_2 duct sensor.

———
PAW-VEN-S-CO2-D



Wall bracket kit for stand-alone installation on the wall.

———
PAW-VEN-WBRK

Electrical duct heater 0,6 kW (includes relay).

———
PAW-VEN-HTR06

Electrical duct heater 1,2 kW (includes relay).

———
PAW-VEN-HTR12

Heating & Cooling capacity tables

Based on outlet temperature and outside temperature.

Aquarea High Performance Bi-bloc J Generation Single Phase. Heating and Cooling • R32 refrigerant

WH-UD03JE5															
Tamb	**HC**	**IP**	**COP**	**HC**	**IP**	**COP**	**HC**	**IP**	**COP**	**HC**	**IP**	**COP**	**HC**	**IP**	**COP**
LWC	**25**	**25**	**25**	**35**	**35**	**35**	**45**	**45**	**45**	**55**	**55**	**55**	**60**	**60**	**60**
-20	2,50	1,11	2,25	2,52	1,31	1,92	2,24	1,59	1,41	2,12	1,80	1,18	—	—	—
-15	3,00	1,14	2,63	3,20	1,37	2,34	3,00	1,62	1,85	2,75	1,92	1,43	—	—	—
-7	2,99	0,91	3,29	3,30	1,18	2,80	3,25	1,47	2,21	3,20	1,79	1,79	3,00	1,88	1,60
2	2,92	0,69	4,23	3,20	0,88	3,64	3,20	1,13	2,83	3,20	1,46	2,19	3,15	1,67	1,89
7	3,09	0,49	6,31	3,20	0,60	5,33	3,20	0,84	3,81	3,20	1,14	2,81	2,95	1,22	2,42
25	3,27	0,23	14,22	3,27	0,38	8,61	3,61	0,63	5,73	4,06	1,11	3,66	4,03	1,14	3,54
WH-UD05JE5															
Tamb	**HC**	**IP**	**COP**	**HC**	**IP**	**COP**	**HC**	**IP**	**COP**	**HC**	**IP**	**COP**	**HC**	**IP**	**COP**
LWC	**25**	**25**	**25**	**35**	**35**	**35**	**45**	**45**	**45**	**55**	**55**	**55**	**60**	**60**	**60**
-20	3,60	1,57	2,29	3,51	1,81	1,94	3,16	1,99	1,59	2,46	2,11	1,17	—	—	—
-15	4,46	1,72	2,59	4,20	1,93	2,18	3,75	2,18	1,72	3,00	2,12	1,42	—	—	—
-7	4,18	1,33	3,14	4,20	1,62	2,59	3,80	1,82	2,09	3,55	2,08	1,71	3,25	2,15	1,51
2	4,07	1,01	4,03	4,20	1,32	3,18	4,20	1,64	2,56	4,10	2,06	1,99	4,10	2,21	1,86
7	5,20	0,83	6,27	5,00	1,00	5,00	5,00	1,41	3,55	5,00	1,84	2,72	4,25	2,10	2,02
25	5,00	0,52	9,62	5,00	0,72	6,94	5,30	0,98	5,41	5,60	1,27	4,41	4,80	1,27	3,78
WH-UD07JE5															
Tamb	**HC**	**IP**	**COP**	**HC**	**IP**	**COP**	**HC**	**IP**	**COP**	**HC**	**IP**	**COP**	**HC**	**IP**	**COP**
LWC	**25**	**25**	**25**	**35**	**35**	**35**	**45**	**45**	**45**	**55**	**55**	**55**	**60**	**60**	**60**
-20	4,33	1,64	2,64	3,98	1,88	2,12	3,83	2,26	1,69	3,30	2,77	1,19	—	—	—
-15	5,16	1,69	3,05	4,75	2,00	2,38	4,65	2,40	1,94	4,50	2,96	1,52	—	—	—
-7	5,64	1,56	3,62	5,60	1,95	2,87	5,50	2,30	2,39	5,25	2,70	1,94	4,98	2,90	1,72
2	6,80	1,57	4,33	6,85	2,01	3,41	6,75	2,40	2,81	6,20	2,80	2,21	6,18	2,91	2,12
7	7,55	1,15	6,57	7,00	1,47	4,76	7,00	1,96	3,57	7,00	2,48	2,82	6,86	2,75	2,49
25	7,00	0,62	11,29	6,88	0,90	7,64	7,00	1,33	5,26	6,92	1,75	3,95	6,83	1,90	3,59
WH-UD09JE5-1															
Tamb	**HC**	**IP**	**COP**	**HC**	**IP**	**COP**	**HC**	**IP**	**COP**	**HC**	**IP**	**COP**	**HC**	**IP**	**COP**
LWC	**25**	**25**	**25**	**35**	**35**	**35**	**45**	**45**	**45**	**55**	**55**	**55**	**60**	**60**	**60**
-20	4,95	1,93	2,56	6,20	3,00	2,07	5,28	3,09	1,71	4,23	3,33	1,27	—	—	—
-15	7,58	2,70	2,81	7,40	3,20	2,31	6,29	3,26	1,93	5,20	3,42	1,52	—	—	—
-7	6,39	1,81	3,53	6,12	2,20	2,78	5,88	2,61	2,25	5,90	3,06	1,93	5,65	3,24	1,74
2	6,96	1,61	4,32	7,00	2,06	3,40	6,85	2,50	2,74	6,30	2,92	2,16	7,26	3,33	2,18
7	9,44	1,55	6,09	9,00	2,01	4,48	9,00	2,61	3,45	8,95	3,22	2,78	8,62	3,47	2,48
25	8,27	0,95	8,71	8,12	1,29	6,29	8,71	1,80	4,84	7,83	1,97	3,97	6,08	1,72	3,53

Tamb: Ambient Temperature (°C). LWC: Leaving Water Condenser Temperature (°C). HC: Heating Capacity (kW). CC: Cooling Capacity (kW). IP: Input Power (kW).
This data is measured by Panasonic in accordance with EN14511-2 standard. This data is for reference purpose only, and does not guarantee the performance.

Aquarea High Performance Bi-bloc J Generation Single Phase. Heating and Cooling • R32 refrigerant

WH-UD03JE5									
Tamb	**CC**	**IP**	**EER**	**CC**	**IP**	**EER**	**CC**	**IP**	**EER**
LWC	**7**	**7**	**7**	**14**	**14**	**14**	**18**	**18**	**18**
16	3,56	0,57	6,25	4,32	0,55	7,85	3,47	0,41	8,46
25	3,29	0,73	4,51	4,06	0,72	5,64	3,27	0,52	6,29
35	3,20	0,91	3,52	3,56	0,93	3,83	3,20	0,68	4,71
43	2,68	1,06	2,53	3,34	1,09	3,06	2,79	0,82	3,40
WH-UD05JE5									
Tamb	**CC**	**IP**	**EER**	**CC**	**IP**	**EER**	**CC**	**IP**	**EER**
LWC	**7**	**7**	**7**	**14**	**14**	**14**	**18**	**18**	**18**
16	3,59	0,56	6,41	4,23	0,54	7,83	4,79	0,52	9,21
25	4,61	1,18	3,91	5,54	1,21	4,58	5,23	0,90	5,81
35	4,50	1,50	3,00	5,08	1,51	3,36	4,80	1,12	4,29
43	3,77	1,71	2,20	4,94	1,80	2,74	4,30	1,35	3,19
WH-UD07JE5									
Tamb	**CC**	**IP**	**EER**	**CC**	**IP**	**EER**	**CC**	**IP**	**EER**
LWC	**7**	**7**	**7**	**14**	**14**	**14**	**18**	**18**	**18**
16	5,20	0,81	6,42	6,62	0,73	9,07	7,04	0,72	9,78
25	7,40	1,73	4,28	9,30	1,78	5,22	7,65	1,10	6,95
35	6,70	2,21	3,03	8,10	2,23	3,63	6,70	1,42	4,72
43	4,50	1,99	2,26	5,44	2,00	2,72	5,10	1,71	2,98
WH-UD09JE5-1									
Tamb	**CC**	**IP**	**EER**	**CC**	**IP**	**EER**	**CC**	**IP**	**EER**
LWC	**7**	**7**	**7**	**14**	**14**	**14**	**18**	**18**	**18**
16	6,85	1,18	5,81	8,80	1,15	7,65	9,11	1,15	7,92
25	9,00	2,35	3,83	10,40	2,48	4,19	9,10	1,58	5,76
35	8,20	3,02	2,72	9,90	3,02	3,28	9,00	2,15	4,19
43	3,80	1,99	1,91	4,70	1,97	2,39	5,35	1,99	2,69

Tamb: Ambient Temperature (°C). LWC: Leaving Water Condenser Temperature (°C). HC: Heating Capacity (kW). CC: Cooling Capacity (kW). IP: Input Power (kW).
This data is measured by Panasonic in accordance with EN14511-2 standard. This data is for reference purpose only, and does not guarantee the performance.

Heating & Cooling capacity tables

Based on outlet temperature and outside temperature.

Aquarea High Performance Bi-bloc H Generation Single Phase. Heating and Cooling • R410A refrigerant

WH-UD12HE5																		
Tamb	**HC**	**IP**	**COP**	**HC**	**IP**	**COP**	**HC**	**IP**	**COP**	**HC**	**IP**	**COP**	**HC**	**IP**	**COP**	**HC**	**IP**	**COP**
LWC	**30**	**30**	**30**	**35**	**35**	**35**	**40**	**40**	**40**	**45**	**45**	**45**	**50**	**50**	**50**	**55**	**55**	**55**
-15	9,30	3,46	2,69	8,90	3,62	2,46	8,50	3,79	2,24	8,10	3,95	2,05	7,50	4,05	1,85	7,00	4,16	1,68
-7	10,40	3,37	3,09	10,00	3,66	2,73	9,60	3,95	2,43	9,20	4,24	2,17	8,70	4,26	2,04	8,20	4,27	1,92
2	11,80	3,10	3,81	11,40	3,31	3,44	11,00	3,53	3,12	10,60	3,74	2,83	9,80	3,94	2,49	9,10	4,14	2,20
7	12,00	2,10	5,71	12,00	2,53	4,74	12,00	2,96	4,05	12,00	3,39	3,54	12,00	3,78	3,17	12,00	4,16	2,88
25	12,00	1,38	8,70	12,00	1,66	7,23	11,80	1,94	6,08	11,70	2,23	5,25	11,50	2,49	4,62	11,40	2,74	4,16
WH-UD16HE5																		
Tamb	**HC**	**IP**	**COP**	**HC**	**IP**	**COP**	**HC**	**IP**	**COP**	**HC**	**IP**	**COP**	**HC**	**IP**	**COP**	**HC**	**IP**	**COP**
LWC	**30**	**30**	**30**	**35**	**35**	**35**	**40**	**40**	**40**	**45**	**45**	**45**	**50**	**50**	**50**	**55**	**55**	**55**
-15	10,60	4,09	2,59	10,30	4,38	2,35	10,00	4,67	2,14	9,70	4,96	1,96	8,80	4,94	1,78	7,90	4,91	1,61
-7	11,90	4,03	2,95	11,40	4,43	2,57	10,80	4,83	2,24	10,30	5,22	1,97	9,60	5,09	1,89	9,00	4,95	1,82
2	13,50	3,74	3,61	13,00	3,96	3,28	12,40	4,18	2,97	11,90	4,40	2,70	10,80	4,46	2,42	9,80	4,51	2,17
7	16,00	3,21	4,98	16,00	3,74	4,28	16,00	4,27	3,75	16,00	4,80	3,33	15,20	5,11	2,97	14,50	5,41	2,68
25	16,00	2,31	6,93	16,00	2,69	5,95	16,00	3,07	5,21	16,00	3,45	4,64	16,00	3,67	4,36	15,90	3,89	4,09

Aquarea High Performance Bi-bloc H Generation Single Phase. Heating and Cooling • R410A refrigerant

WH-UD12HE5									
Tamb	**CC**	**IP**	**EER**	**CC**	**IP**	**EER**	**CC**	**IP**	**EER**
LWC	**7**	**7**	**7**	**14**	**14**	**14**	**18**	**18**	**18**
16	7,86	1,18	6,66	13,15	1,40	9,39	10,00	1,73	5,78
25	12,08	2,90	4,17	15,70	2,05	7,66	10,00	1,97	5,08
35	10,00	2,56	3,91	12,00	2,67	4,49	10,00	2,40	4,17
43	7,80	3,80	2,05	11,10	3,19	3,48	8,00	2,85	2,81
WH-UD16HE5									
Tamb	**CC**	**IP**	**EER**	**CC**	**IP**	**EER**	**CC**	**IP**	**EER**
LWC	**7**	**7**	**7**	**14**	**14**	**14**	**18**	**18**	**18**
16	9,20	1,62	5,68	16,40	2,58	6,36	12,20	2,45	4,98
25	14,40	3,92	3,67	19,20	3,83	5,01	12,20	2,79	4,37
35	12,20	4,76	2,56	15,00	4,98	3,01	12,20	2,96	4,12
43	7,75	3,40	2,28	13,80	5,95	2,32	9,70	4,00	2,43

Tamb: Ambient Temperature (°C). LWC: Leaving Water Condenser Temperature (°C). HC: Heating Capacity (kW). CC: Cooling Capacity (kW). IP: Input Power (kW).
This data is measured by Panasonic in accordance with EN14511-2 standard. This data is for reference purpose only, and does not guarantee the performance.

Aquarea High Performance Bi-bloc H Generation Three Phase. Heating and Cooling • R410A refrigerant

WH-UD09HE8																		
Tamb	**HC**	**IP**	**COP**	**HC**	**IP**	**COP**	**HC**	**IP**	**COP**	**HC**	**IP**	**COP**	**HC**	**IP**	**COP**	**HC**	**IP**	**COP**
LWC	**30**	**30**	**30**	**35**	**35**	**35**	**40**	**40**	**40**	**45**	**45**	**45**	**50**	**50**	**50**	**55**	**55**	**55**
-15	8,65	3,06	2,83	8,30	3,21	2,59	7,95	3,41	2,33	7,60	3,61	2,11	7,15	3,71	1,93	6,70	3,81	1,76
-7	9,35	2,91	3,21	9,00	3,16	2,85	8,85	3,54	2,50	8,70	3,92	2,22	8,30	3,89	2,13	7,90	3,86	2,05
2	9,31	2,35	3,96	9,00	2,51	3,59	9,00	2,78	3,24	9,00	3,05	2,95	8,90	3,49	2,55	8,80	3,94	2,23
7	9,00	1,54	5,84	9,00	1,86	4,84	9,00	2,16	4,17	9,00	2,46	3,66	9,00	2,76	3,26	9,00	3,06	2,94
25	9,00	1,05	8,57	9,00	1,24	7,26	8,73	1,44	6,06	8,46	1,64	5,16	8,28	1,82	4,55	8,10	2,00	4,05
WH-UD12HE8																		
Tamb	**HC**	**IP**	**COP**	**HC**	**IP**	**COP**	**HC**	**IP**	**COP**	**HC**	**IP**	**COP**	**HC**	**IP**	**COP**	**HC**	**IP**	**COP**
LWC	**30**	**30**	**30**	**35**	**35**	**35**	**40**	**40**	**40**	**45**	**45**	**45**	**50**	**50**	**50**	**55**	**55**	**55**
-15	9,30	3,46	2,69	8,90	3,62	2,46	8,50	3,79	2,24	8,10	3,95	2,05	7,50	4,05	1,85	7,00	4,16	1,68
-7	10,40	3,37	3,09	10,00	3,66	2,73	9,60	3,95	2,43	9,20	4,24	2,17	8,70	4,26	2,04	8,20	4,27	1,92
2	11,80	3,10	3,81	11,40	3,31	3,44	11,00	3,53	3,12	10,60	3,74	2,83	9,80	3,94	2,49	9,10	4,14	2,20
7	12,00	2,10	5,71	12,00	2,53	4,74	12,00	2,96	4,05	12,00	3,39	3,54	12,00	3,78	3,17	12,00	4,16	2,88
25	12,00	1,38	8,70	12,00	1,66	7,23	11,80	1,94	6,08	11,70	2,23	5,25	11,50	2,49	4,62	11,40	2,74	4,16
WH-UD16HE8																		
Tamb	**HC**	**IP**	**COP**	**HC**	**IP**	**COP**	**HC**	**IP**	**COP**	**HC**	**IP**	**COP**	**HC**	**IP**	**COP**	**HC**	**IP**	**COP**
LWC	**30**	**30**	**30**	**35**	**35**	**35**	**40**	**40**	**40**	**45**	**45**	**45**	**50**	**50**	**50**	**55**	**55**	**55**
-15	10,60	4,09	2,59	10,30	4,38	2,35	10,00	4,67	2,14	9,70	4,96	1,96	8,80	4,94	1,78	7,90	4,91	1,61
-7	11,90	4,03	2,95	11,40	4,43	2,57	10,80	4,83	2,24	10,30	5,22	1,97	9,60	5,09	1,89	9,00	4,95	1,82
2	13,50	3,74	3,61	13,00	3,96	3,28	12,40	4,18	2,97	11,90	4,40	2,70	10,80	4,46	2,42	9,80	4,51	2,17
7	16,00	3,21	4,98	16,00	3,74	4,28	16,00	4,27	3,75	16,00	4,80	3,33	15,20	5,11	2,97	14,50	5,41	2,68
25	16,00	2,31	6,93	16,00	2,69	5,95	16,00	3,07	5,21	16,00	3,45	4,64	16,00	3,67	4,36	15,90	3,89	4,09

Aquarea High Performance Bi-bloc H Generation Three Phase. Heating and Cooling • R410A refrigerant

WH-UD09HE8									
Tamb	**CC**	**IP**	**EER**	**CC**	**IP**	**EER**	**CC**	**IP**	**EER**
LWC	**7**	**7**	**7**	**14**	**14**	**14**	**18**	**18**	**18**
16	7,50	1,15	6,52	9,10	1,20	7,58	7,00	1,13	6,19
25	8,35	1,77	4,72	10,90	1,78	6,12	7,00	1,24	5,65
35	7,00	2,23	3,14	8,30	2,32	3,58	7,00	1,52	4,61
43	5,52	2,54	2,17	7,69	2,77	2,78	5,60	1,80	3,11
WH-UD12HE8									
Tamb	**CC**	**IP**	**EER**	**CC**	**IP**	**EER**	**CC**	**IP**	**EER**
LWC	**7**	**7**	**7**	**14**	**14**	**14**	**18**	**18**	**18**
16	7,86	1,18	6,66	13,15	1,40	9,39	10,00	1,73	5,78
25	12,08	2,90	4,17	15,70	2,05	7,66	10,00	1,97	5,08
35	10,00	2,56	3,91	12,00	2,67	4,49	10,00	2,40	4,17
43	7,80	3,80	2,05	11,10	3,19	3,48	8,00	2,85	2,81
WH-UD16HE8									
Tamb	**CC**	**IP**	**EER**	**CC**	**IP**	**EER**	**CC**	**IP**	**EER**
LWC	**7**	**7**	**7**	**14**	**14**	**14**	**18**	**18**	**18**
16	9,20	1,62	5,68	16,40	2,58	6,36	12,20	2,45	4,98
25	14,40	3,92	3,67	19,20	3,83	5,01	12,20	2,79	4,37
35	12,20	4,76	2,56	15,00	4,98	3,01	12,20	2,96	4,12
43	7,75	3,40	2,28	13,80	5,95	2,32	9,70	4,00	2,43

Tamb: Ambient Temperature (°C). LWC: Leaving Water Condenser Temperature (°C). HC: Heating Capacity (kW). CC: Cooling Capacity (kW). IP: Input Power (kW).
This data is measured by Panasonic in accordance with EN14511-2 standard. This data is for reference purpose only, and does not guarantee the performance.

Heating & Cooling capacity tables

Based on outlet temperature and outside temperature.

Aquarea High Performance Mono-bloc J Generation Single Phase. Heating and Cooling - MDC • R32 refrigerant

WH-MDC05J3E5															
Tamb	**HC**	**IP**	**COP**	**HC**	**IP**	**COP**	**HC**	**IP**	**COP**	**HC**	**IP**	**COP**	**HC**	**IP**	**COP**
LWC	**25**	**25**	**25**	**35**	**35**	**35**	**45**	**45**	**45**	**55**	**55**	**55**	**60**	**60**	**60**
-20	4,37	1,73	2,53	4,16	2,03	2,05	3,84	2,37	1,62	3,43	2,64	1,30	—	—	—
-15	5,13	1,78	2,88	5,00	2,17	2,30	4,75	2,51	1,89	3,70	2,45	1,51	—	—	—
-7	5,17	1,49	3,47	5,00	1,80	2,78	4,80	2,16	2,22	5,00	2,70	1,85	4,68	2,71	1,73
2	5,00	1,11	4,50	5,00	1,40	3,57	5,00	1,81	2,76	5,00	2,20	2,27	4,80	2,40	2,00
7	5,09	0,78	6,53	5,00	0,99	5,05	5,00	1,31	3,82	5,00	1,66	3,01	4,58	1,90	2,41
25	4,96	0,77	6,44	5,04	0,90	5,60	5,31	1,16	4,58	5,61	1,34	4,19	5,15	1,33	3,87
WH-MDC07J3E5															
Tamb	**HC**	**IP**	**COP**	**HC**	**IP**	**COP**	**HC**	**IP**	**COP**	**HC**	**IP**	**COP**	**HC**	**IP**	**COP**
LWC	**25**	**25**	**25**	**35**	**35**	**35**	**45**	**45**	**45**	**55**	**55**	**55**	**60**	**60**	**60**
-20	4,86	2,03	2,39	4,66	2,35	1,98	4,44	2,75	1,61	4,23	3,13	1,35	—	—	—
-15	5,80	2,11	2,75	5,60	2,40	2,33	5,30	2,84	1,87	5,00	3,32	1,51	—	—	—
-7	6,76	2,07	3,27	6,80	2,42	2,81	6,30	2,82	2,23	6,30	3,39	1,86	4,74	2,76	1,72
2	6,83	1,66	4,11	7,00	2,06	3,40	6,85	2,50	2,74	6,30	2,92	2,16	4,80	2,40	2,00
7	7,32	1,19	6,15	7,00	1,47	4,76	7,00	1,96	3,57	7,00	2,48	2,82	6,18	2,44	2,53
25	6,80	0,64	10,63	6,67	0,93	7,17	6,79	1,38	4,92	6,70	1,80	3,72	6,22	1,78	3,49
WH-MDC09J3E5															
Tamb	**HC**	**IP**	**COP**	**HC**	**IP**	**COP**	**HC**	**IP**	**COP**	**HC**	**IP**	**COP**	**HC**	**IP**	**COP**
LWC	**25**	**25**	**25**	**35**	**35**	**35**	**45**	**45**	**45**	**55**	**55**	**55**	**60**	**60**	**60**
-20	5,33	2,36	2,26	6,43	3,60	1,79	5,78	3,83	1,51	4,83	3,64	1,33	—	—	—
-15	7,76	3,20	2,43	7,60	3,41	2,23	7,00	3,71	1,89	5,60	3,80	1,47	—	—	—
-7	7,39	2,45	3,02	7,50	2,85	2,63	7,30	3,37	2,17	7,00	3,89	1,80	6,44	3,67	1,75
2	7,38	1,89	3,90	7,45	2,38	3,13	7,00	2,85	2,46	7,00	3,30	2,12	5,46	2,72	2,01
7	9,15	1,59	5,75	9,00	2,01	4,48	9,00	2,61	3,45	8,95	3,22	2,78	7,25	2,87	2,53
25	8,02	0,98	8,18	7,88	1,32	5,97	8,46	1,86	4,55	7,60	2,03	3,74	6,30	1,87	3,37

Aquarea High Performance Mono-bloc J Generation Single Phase. Heating and Cooling - MDC • R32 refrigerant

WH-MDC05J3E5									
Tamb	**CC**	**IP**	**EER**	**CC**	**IP**	**EER**	**CC**	**IP**	**EER**
LWC	**7**	**7**	**7**	**14**	**14**	**14**	**18**	**18**	**18**
16	5,18	0,82	6,32	6,17	0,84	7,35	5,78	0,60	9,63
25	5,38	1,22	4,41	6,64	1,25	5,31	5,55	0,78	7,12
35	5,00	1,54	3,25	5,86	1,61	3,64	5,00	0,99	5,05
43	4,19	1,85	2,26	5,36	1,92	2,79	4,37	1,30	3,36
WH-MDC07J3E5									
Tamb	**CC**	**IP**	**EER**	**CC**	**IP**	**EER**	**CC**	**IP**	**EER**
LWC	**7**	**7**	**7**	**14**	**14**	**14**	**18**	**18**	**18**
16	5,38	0,83	6,48	6,69	0,85	7,87	7,65	0,76	10,07
25	6,96	1,82	3,82	9,06	1,98	4,58	7,58	1,23	6,16
35	7,00	2,29	3,06	8,37	2,47	3,39	7,00	1,48	4,73
43	5,60	2,55	2,20	6,87	2,58	2,66	6,10	1,88	3,24
WH-MDC09J3E5									
Tamb	**CC**	**IP**	**EER**	**CC**	**IP**	**EER**	**CC**	**IP**	**EER**
LWC	**7**	**7**	**7**	**14**	**14**	**14**	**18**	**18**	**18**
16	6,89	1,21	5,69	8,65	1,23	7,03	9,82	1,19	8,25
25	9,50	2,84	3,35	11,55	3,06	3,77	9,68	1,82	5,32
35	9,00	3,32	2,71	10,10	3,51	2,88	9,00	2,12	4,25
43	5,42	2,56	2,12	6,56	2,56	2,56	7,40	2,56	2,89

Tamb: Ambient Temperature (°C). LWC: Leaving Water Condenser Temperature (°C). HC: Heating Capacity (kW). CC: Cooling Capacity (kW). IP: Input Power (kW).
This data is measured by Panasonic in accordance with EN14511-2 standard. This data is for reference purpose only, and does not guarantee the performance.

Aquarea High Performance Mono-bloc H Generation Single Phase. Heating and Cooling - MDC • R410A refrigerant

WH-MDC12H6E5																		
Tamb	**HC**	**IP**	**COP**	**HC**	**IP**	**COP**	**HC**	**IP**	**COP**	**HC**	**IP**	**COP**	**HC**	**IP**	**COP**	**HC**	**IP**	**COP**
LWC	**30**	**30**	**30**	**35**	**35**	**35**	**40**	**40**	**40**	**45**	**45**	**45**	**50**	**50**	**50**	**55**	**55**	**55**
-15	9,30	3,46	2,69	8,90	3,62	2,46	8,50	3,79	2,24	8,10	3,95	2,05	—	—	—	7,00	4,10	1,71
-7	10,40	3,37	3,09	10,00	3,66	2,73	9,60	3,95	2,43	9,20	4,24	2,17	—	—	—	8,20	4,21	1,95
2	11,80	3,10	3,81	11,40	3,31	3,44	11,00	3,53	3,12	10,60	3,74	2,83	—	—	—	9,10	4,08	2,23
7	12,00	2,10	5,71	12,00	2,53	4,74	12,00	2,96	4,05	12,00	3,39	3,54	—	—	—	12,00	4,10	2,93
12	12,00	1,38	8,70	12,00	1,66	7,23	11,80	1,94	6,08	11,70	2,23	5,25	—	—	—	11,40	2,74	4,16
WH-MDC16H6E5																		
Tamb	**HC**	**IP**	**COP**	**HC**	**IP**	**COP**	**HC**	**IP**	**COP**	**HC**	**IP**	**COP**	**HC**	**IP**	**COP**	**HC**	**IP**	**COP**
LWC	**30**	**30**	**30**	**35**	**35**	**35**	**40**	**40**	**40**	**45**	**45**	**45**	**50**	**50**	**50**	**55**	**55**	**55**
-15	10,60	4,09	2,59	10,30	4,38	2,35	10,00	4,67	2,14	9,70	4,96	1,96	7,90	4,84	1,63	—	—	—
-7	11,90	4,03	2,95	11,40	4,43	2,57	10,80	4,83	2,24	10,30	5,22	1,97	9,00	4,88	1,84	—	—	—
2	13,50	13,74	0,98	13,00	3,96	3,28	12,40	4,18	2,97	11,90	4,40	2,70	9,80	4,44	2,21	—	—	—
7	16,00	3,21	4,98	16,00	3,74	4,28	16,00	4,27	3,75	16,00	4,80	3,33	14,50	5,33	2,72	—	—	—
12	16,00	2,31	6,93	16,00	2,69	5,95	16,00	3,07	5,21	16,00	3,45	4,64	15,90	3,89	4,09	—	—	—

Aquarea High Performance Mono-bloc H Generation Single Phase. Heating and Cooling - MDC • R410A refrigerant

WH-MDC12H6E5									
Tamb	**CC**	**IP**	**EER**	**CC**	**IP**	**EER**	**CC**	**IP**	**EER**
LWC	**7**	**7**	**7**	**14**	**14**	**14**	**18**	**18**	**18**
16	7,86	1,18	6,66	13,15	2,05	6,41	10,00	1,73	5,78
25	12,08	2,90	4,17	15,70	3,05	5,15	10,00	1,97	5,08
35	10,00	3,56	2,81	12,00	3,67	3,27	10,00	2,15	4,65
43	7,80	3,80	2,05	11,10	3,19	3,48	8,00	2,85	2,81
WH-MDC16H6E5									
Tamb	**CC**	**IP**	**EER**	**CC**	**IP**	**EER**	**CC**	**IP**	**EER**
LWC	**7**	**7**	**7**	**14**	**14**	**14**	**18**	**18**	**18**
16	9,20	1,62	5,68	16,40	2,58	6,36	12,20	2,45	4,98
25	14,40	3,92	3,67	19,20	3,83	5,01	12,20	2,79	4,37
35	12,20	4,76	2,56	15,00	4,98	3,01	12,20	2,96	4,12
43	7,75	3,40	2,28	13,80	5,95	2,32	9,70	4,00	2,43

Tamb: Ambient Temperature (°C). LWC: Leaving Water Condenser Temperature (°C). HC: Heating Capacity (kW). CC: Cooling Capacity (kW). IP: Input Power (kW).
This data is measured by Panasonic in accordance with EN14511-2 standard. This data is for reference purpose only, and does not guarantee the performance.

Heating & Cooling capacity tables

Based on outlet temperature and outside temperature.

Aquarea T-CAP Bi-bloc H Generation Single phase / Three phase. Heating and Cooling • R410A refrigerant

WH-UX09HE5																		
Tamb	HC	IP	COP	HC	IP	COP	HC	IP	COP	HC	IP	COP	HC	IP	COP	HC	IP	COP
LWC	30	30	30	35	35	35	40	40	40	45	45	45	50	50	50	55	55	55
-15	9,00	3,24	2,78	9,00	3,51	2,56	9,00	3,91	2,30	9,00	4,30	2,09	9,00	4,73	1,90	9,00	5,16	1,74
-7	9,00	2,71	3,32	9,00	3,16	2,85	9,00	3,62	2,49	9,00	4,07	2,21	9,00	4,27	2,11	9,00	4,46	2,02
2	9,00	2,36	3,81	9,00	2,51	3,59	9,00	2,78	3,24	9,00	3,05	2,95	9,00	3,56	2,53	9,00	4,07	2,21
7	9,00	1,64	5,49	9,00	1,86	4,84	9,00	2,16	4,17	9,00	2,46	3,66	9,00	2,76	3,26	9,00	3,06	2,94
25	13,60	1,50	9,07	13,60	1,71	7,95	13,20	1,93	6,84	12,80	2,14	5,98	12,00	2,41	4,98	11,20	2,67	4,19
WH-UX12HE5																		
Tamb	HC	IP	COP	HC	IP	COP	HC	IP	COP	HC	IP	COP	HC	IP	COP	HC	IP	COP
LWC	30	30	30	35	35	35	40	40	40	45	45	45	50	50	50	55	55	55
-15	12,00	4,75	2,53	12,00	4,96	2,42	12,00	5,41	2,22	11,00	5,38	2,04	10,80	5,82	1,86	10,50	6,26	1,68
-7	12,00	3,85	3,12	12,00	4,41	2,72	12,00	4,98	2,41	12,00	5,54	2,17	12,00	5,90	2,03	12,00	6,26	1,92
2	12,00	3,19	3,76	12,00	3,49	3,44	12,00	3,87	3,10	12,00	4,25	2,82	12,00	4,86	2,47	12,00	5,47	2,19
7	12,00	2,18	5,50	12,00	2,53	4,74	12,00	2,96	4,05	12,00	3,39	3,54	12,00	3,78	3,17	12,00	4,16	2,88
25	13,60	1,55	8,77	13,60	1,76	7,73	13,40	2,10	6,38	13,20	2,43	5,43	12,60	2,66	4,74	12,00	2,89	4,15
WH-UX09HE8																		
Tamb	HC	IP	COP	HC	IP	COP	HC	IP	COP	HC	IP	COP	HC	IP	COP	HC	IP	COP
LWC	30	30	30	35	35	35	40	40	40	45	45	45	50	50	50	55	55	55
-15	9,00	3,24	2,78	9,00	3,51	2,56	9,00	3,91	2,30	9,00	4,30	2,09	9,00	4,73	1,90	9,00	5,16	1,74
-7	9,00	2,71	3,32	9,00	3,16	2,85	9,00	3,62	2,49	9,00	4,07	2,21	9,00	4,27	2,11	9,00	4,46	2,02
2	9,00	2,36	3,81	9,00	2,51	3,59	9,00	2,78	3,24	9,00	3,05	2,95	9,00	3,56	2,53	9,00	4,07	2,21
7	9,00	1,64	5,49	9,00	1,86	4,84	9,00	2,16	4,17	9,00	2,46	3,66	9,00	2,76	3,26	9,00	3,06	2,94
25	13,60	1,50	9,07	13,60	1,71	7,95	13,20	1,93	6,84	12,80	2,14	5,98	12,00	2,41	4,98	11,20	2,67	4,19
WH-UX12HE8																		
Tamb	HC	IP	COP	HC	IP	COP	HC	IP	COP	HC	IP	COP	HC	IP	COP	HC	IP	COP
LWC	30	30	30	35	35	35	40	40	40	45	45	45	50	50	50	55	55	55
-15	12,00	4,75	2,53	12,00	4,96	2,42	12,00	5,41	2,22	12,00	5,86	2,05	11,80	6,24	1,89	11,60	6,62	1,75
-7	12,00	3,85	3,12	12,00	4,41	2,72	12,00	4,98	2,41	12,00	5,54	2,17	12,00	5,90	2,03	12,00	6,26	1,92
2	12,00	3,19	3,76	12,00	3,49	3,44	12,00	3,87	3,10	12,00	4,25	2,82	12,00	4,86	2,47	12,00	5,47	2,19
7	12,00	2,18	5,50	12,00	2,53	4,74	12,00	2,96	4,05	12,00	3,39	3,54	12,00	3,78	3,17	12,00	4,16	2,88
25	13,60	1,55	8,77	13,60	1,76	7,73	13,40	2,10	6,38	13,20	2,43	5,43	12,60	2,66	4,74	12,00	2,89	4,15
WH-UX16HE8																		
Tamb	HC	IP	COP	HC	IP	COP	HC	IP	COP	HC	IP	COP	HC	IP	COP	HC	IP	COP
LWC	30	30	30	35	35	35	40	40	40	45	45	45	50	50	50	55	55	55
-15	16,00	6,30	2,54	16,00	6,89	2,32	16,00	7,45	2,15	16,00	8,10	1,98	16,00	8,48	1,89	15,20	8,96	1,70
-7	16,00	5,85	2,74	16,00	6,42	2,49	16,00	7,00	2,29	16,00	7,57	2,11	16,00	8,10	1,98	16,00	8,62	1,86
2	16,00	4,67	3,43	16,00	5,21	3,07	16,00	5,74	2,79	16,00	6,31	2,54	16,00	6,90	2,32	16,00	7,50	2,13
7	16,00	3,35	4,78	16,00	3,74	4,28	16,00	4,30	3,72	16,00	4,80	3,33	16,00	5,43	2,95	16,00	5,91	2,71
16	16,00	2,59	6,18	16,00	3,18	5,03	16,00	3,71	4,31	16,00	4,27	3,75	16,00	4,86	3,29	16,00	5,22	3,07
25	16,00	2,02	7,92	16,00	2,58	6,20	16,00	2,91	5,50	16,00	3,36	4,76	16,00	3,74	4,28	16,00	4,00	4,00

Aquarea T-CAP Bi-bloc H Generation Single phase / Three phase. Heating and Cooling • R410A refrigerant

Models	WH-UX09HE5									WH-UX12HE5								
Tamb	CC	IP	EER	CC	IP	EER	CC	IP	EER	CC	IP	EER	CC	IP	EER	CC	IP	EER
LWC	7	7	7	14	14	14	18	18	18	7	7	7	14	14	14	18	18	18
18	7,00	1,36	5,15	8,55	1,41	6,06	7,00	1,00	7,00	10,00	1,75	5,71	13,20	1,96	6,73	10,00	1,40	7,14
25	7,65	1,91	4,01	11,10	1,98	5,61	7,00	1,10	6,36	11,20	2,67	4,19	16,50	3,01	5,48	10,00	1,60	6,25
35	7,00	2,21	3,17	9,23	2,37	3,89	7,00	1,35	5,19	10,00	3,56	2,81	12,55	3,63	3,46	10,00	1,95	5,13
43	6,25	2,66	2,35	8,55	2,71	3,15	5,60	1,60	3,50	8,00	3,35	2,39	10,00	3,46	2,89	8,00	2,30	3,48
Models	**WH-UX09HE8**						**WH-UX12HE8**						**WH-UX16HE8**					
Tamb	CC	IP	EER	CC	IP	EER	CC	IP	EER	CC	IP	EER	CC	IP	EER	CC	IP	EER
LWC	7	7	7	18	18	18	7	7	7	18	18	18	7	7	7	18	18	18
18	7,00	1,36	5,15	—	—	—	7,50	1,41	5,32	—	—	—	8,50	1,70	5,00	10,00	1,70	5,88
25	7,65	1,91	4,01	—	—	—	8,90	2,16	4,12	—	—	—	14,00	4,00	3,50	14,00	2,94	4,76
35	7,00	2,21	3,17	—	—	—	10,00	3,56	2,81	—	—	—	12,20	4,76	2,56	12,20	3,50	3,49
43	6,25	2,66	2,35	—	—	—	8,00	3,01	2,66	—	—	—	7,10	3,31	2,15	9,80	3,31	2,96

Tamb: Ambient Temperature (°C). LWC: Leaving Water Condenser Temperature (°C). HC: Heating Capacity (kW). CC: Cooling Capacity (kW). IP: Input Power (kW).
This data is measured by Panasonic in accordance with EN14511-2 standard. This data is for reference purpose only, and does not guarantee the performance.

Aquarea T-CAP Bi-bloc H Generation Three Phase. Super Quiet outdoor unit. Heating and Cooling - SQC • R410A refrigerant

WH-UQ09HE8																		
Tamb	HC	IP	COP	HC	IP	COP	HC	IP	COP	HC	IP	COP	HC	IP	COP	HC	IP	COP
LWC	30	30	30	35	35	35	40	40	40	45	45	45	50	50	50	55	55	55
-15	9,00	3,24	2,78	9,00	3,51	2,56	9,00	3,91	2,30	9,00	4,30	2,09	9,00	4,73	1,90	9,00	5,16	1,74
-7	9,00	2,71	3,32	9,00	3,16	2,85	9,00	3,62	2,49	9,00	4,07	2,21	9,00	4,27	2,11	9,00	4,46	2,02
2	9,00	2,36	3,81	9,00	2,51	3,59	9,00	2,78	3,24	9,00	3,05	2,95	9,00	3,56	2,53	9,00	4,07	2,21
7	9,00	1,64	5,49	9,00	1,86	4,84	9,00	2,16	4,17	9,00	2,46	3,66	9,00	2,76	3,26	9,00	3,06	2,94
25	13,60	1,50	9,07	13,60	1,71	7,95	13,20	1,93	6,84	12,80	2,14	5,98	12,00	2,41	4,98	11,20	2,67	4,19
WH-UQ12HE8																		
Tamb	HC	IP	COP	HC	IP	COP	HC	IP	COP	HC	IP	COP	HC	IP	COP	HC	IP	COP
LWC	30	30	30	35	35	35	40	40	40	45	45	45	50	50	50	55	55	55
-15	12,00	4,75	2,53	12,00	4,96	2,42	12,00	5,41	2,22	12,00	5,86	2,05	11,80	6,24	1,89	11,60	6,62	1,75
-7	12,00	3,85	3,12	12,00	4,41	2,72	12,00	4,98	2,41	12,00	5,54	2,17	12,00	5,90	2,03	12,00	6,26	1,92
2	12,00	3,19	3,76	12,00	3,49	3,44	12,00	3,87	3,10	12,00	4,25	2,82	12,00	4,86	2,47	12,00	5,47	2,19
7	12,00	2,18	5,50	12,00	2,53	4,74	12,00	2,96	4,05	12,00	3,39	3,54	12,00	3,78	3,17	12,00	4,16	2,88
25	13,60	1,55	8,77	13,60	1,76	7,73	13,40	2,10	6,38	13,20	2,43	5,43	12,60	2,66	4,74	12,00	2,89	4,15
WH-UQ16HE8																		
Tamb	HC	IP	COP	HC	IP	COP	HC	IP	COP	HC	IP	COP	HC	IP	COP	HC	IP	COP
LWC	30	30	30	35	35	35	40	40	40	45	45	45	50	50	50	55	55	55
-15	16,00	6,30	2,54	16,00	6,89	2,32	16,00	7,45	2,15	16,00	8,10	1,98	16,00	8,48	1,89	15,20	8,96	1,70
-7	16,00	5,85	2,74	16,00	6,42	2,49	16,00	7,00	2,29	16,00	7,57	2,11	16,00	8,10	1,98	16,00	8,62	1,86
2	16,00	4,67	3,43	16,00	5,21	3,07	16,00	5,74	2,79	16,00	6,31	2,54	16,00	6,90	2,32	16,00	7,50	2,13
7	16,00	3,35	4,78	16,00	3,74	4,28	16,00	4,30	3,72	16,00	4,80	3,33	16,00	5,43	2,95	16,00	5,91	2,71
16	16,00	2,59	6,18	16,00	3,18	5,03	16,00	3,71	4,31	16,00	4,27	3,75	16,00	4,86	3,29	16,00	5,22	3,07
25	16,00	2,02	7,92	16,00	2,58	6,20	16,00	2,91	5,50	16,00	3,36	4,76	16,00	3,74	4,28	16,00	4,00	4,00

Aquarea T-CAP Bi-bloc H Generation Three Phase. Super Quiet outdoor unit. Heating and Cooling - SQC • R410A refrigerant

WH-UQ09HE8						
Tamb	CC	IP	EER	CC	IP	EER
LWC	7	7	7	18	18	18
18	7,00	1,36	5,15	—	—	—
25	7,65	1,91	4,01	—	—	—
35	7,00	2,21	3,17	—	—	—
43	6,25	2,66	2,35	—	—	—
WH-UQ12HE8						
Tamb	CC	IP	EER	CC	IP	EER
LWC	7	7	7	18	18	18
18	7,50	1,41	5,32	—	—	—
25	8,90	2,16	4,12	—	—	—
35	10,00	3,56	2,81	—	—	—
43	8,00	3,01	2,66	—	—	—
WH-UQ16HE8						
Tamb	CC	IP	EER	CC	IP	EER
LWC	7	7	7	18	18	18
18	8,50	1,70	5,00	10,00	1,70	5,88
25	14,00	4,00	3,50	14,00	2,94	4,76
35	12,20	4,76	2,56	12,20	3,50	3,49
43	7,10	3,31	2,15	9,80	3,31	2,96

Tamb: Ambient Temperature (°C). LWC: Leaving Water Condenser Temperature (°C). HC: Heating Capacity (kW). CC: Cooling Capacity (kW). IP: Input Power (kW).
This data is measured by Panasonic in accordance with EN14511-2 standard. This data is for reference purpose only, and does not guarantee the performance.

Heating & Cooling capacity tables

Based on outlet temperature and outside temperature.

Aquarea T-CAP Mono-bloc J Generation Single phase. Heating and Cooling - MXC • R32 refrigerant

WH-MXC09J3E5															
Tamb	**HC**	**IP**	**COP**	**HC**	**IP**	**COP**	**HC**	**IP**	**COP**	**HC**	**IP**	**COP**	**HC**	**IP**	**COP**
LWC	**25**	**25**	**25**	**35**	**35**	**35**	**45**	**45**	**45**	**55**	**55**	**55**	**60**	**60**	**60**
-20	9,00	3,44	2,62	9,00	3,95	2,28	9,00	4,65	1,94	7,90	5,58	1,42	—	—	—
-15	9,00	2,98	3,02	9,00	3,41	2,64	9,00	4,04	2,23	9,00	4,83	1,86	8,70	5,37	1,62
-7	10,50	2,72	3,86	9,00	2,92	3,08	9,00	3,54	2,54	9,00	4,24	2,12	9,00	4,62	1,95
2	10,80	2,14	5,05	9,00	2,36	3,81	9,00	2,91	3,09	9,00	3,55	2,54	9,00	4,05	2,22
7	9,00	1,38	6,52	9,00	1,77	5,08	9,00	2,37	3,80	9,00	2,92	3,08	9,00	3,29	2,74
25	9,00	0,77	11,69	9,00	1,00	9,00	10,00	1,67	5,99	10,00	2,28	4,39	11,00	2,86	3,85
WH-MXC12J6E5															
Tamb	**HC**	**IP**	**COP**	**HC**	**IP**	**COP**	**HC**	**IP**	**COP**	**HC**	**IP**	**COP**	**HC**	**IP**	**COP**
LWC	**25**	**25**	**25**	**35**	**35**	**35**	**45**	**45**	**45**	**55**	**55**	**55**	**60**	**60**	**60**
-20	12,00	5,02	2,39	12,00	5,80	2,07	11,00	5,95	1,85	10,00	6,50	1,54	—	—	—
-15	12,00	4,14	2,90	12,00	4,83	2,48	11,00	5,20	2,12	10,50	6,00	1,75	8,90	6,30	1,41
-7	13,50	4,30	3,14	12,00	4,25	2,82	12,00	5,02	2,39	12,00	6,00	2,00	11,00	6,30	1,75
2	14,50	3,23	4,49	12,00	3,40	3,53	12,00	4,20	2,86	12,00	4,95	2,42	12,00	5,77	2,08
7	12,00	2,00	6,00	12,00	2,50	4,80	12,00	3,24	3,70	12,00	3,94	3,05	12,00	4,52	2,65
25	12,00	1,20	10,00	12,00	1,49	8,05	12,00	2,10	5,71	12,00	2,75	4,36	12,00	3,11	3,86

Aquarea T-CAP Mono-bloc J Generation Single phase. Heating and Cooling - MXC • R32 refrigerant

WH-MXC09J3E5									
Tamb	**CC**	**IP**	**EER**	**CC**	**IP**	**EER**	**CC**	**IP**	**EER**
LWC	**7**	**7**	**7**	**14**	**14**	**14**	**18**	**18**	**18**
16	9,00	1,61	5,59	11,00	1,49	7,38	11,40	1,30	8,77
25	9,00	2,00	4,50	12,60	2,38	5,29	10,50	1,54	6,82
35	9,00	2,83	3,18	10,90	2,98	3,66	9,00	1,95	4,62
43	7,20	3,26	2,21	8,70	3,23	2,69	7,30	2,43	3,00
WH-MXC12J6E5									
Tamb	**CC**	**IP**	**EER**	**CC**	**IP**	**EER**	**CC**	**IP**	**EER**
LWC	**7**	**7**	**7**	**14**	**14**	**14**	**18**	**18**	**18**
16	11,40	2,10	5,43	13,60	2,09	6,51	15,00	2,06	7,28
25	12,00	2,87	4,18	15,70	3,60	4,36	14,00	2,56	5,47
35	12,00	4,14	2,90	13,60	4,35	3,13	12,00	3,04	3,95
43	10,30	4,89	2,11	11,80	4,98	2,37	10,40	3,72	2,80

Tamb: Ambient Temperature (°C). LWC: Leaving Water Condenser Temperature (°C). HC: Heating Capacity (kW). CC: Cooling Capacity (kW). IP: Input Power (kW).
This data is measured by Panasonic in accordance with EN14511-2 standard. This data is for reference purpose only, and does not guarantee the performance.

Aquarea T-CAP Mono-bloc H Generation Single phase / Three phase. Heating and Cooling - MXC • R410A refrigerant

WH-MXC09H3E5 / WH-MXC09H3E8																		
Tamb	HC	IP	COP	HC	IP	COP	HC	IP	COP	HC	IP	COP	HC	IP	COP	HC	IP	COP
LWC	30	30	30	35	35	35	40	40	40	45	45	45	50	50	50	55	55	55
-15	9,00	3,24	2,78	9,00	3,51	2,56	9,00	3,91	2,30	9,00	4,30	2,09	9,00	4,73	1,90	9,00	5,16	1,74
-7	9,00	2,71	3,32	9,00	3,16	2,85	9,00	3,62	2,49	9,00	4,07	2,21	9,00	4,27	2,11	9,00	4,46	2,02
2	9,00	2,36	3,81	9,00	2,51	3,59	9,00	2,78	3,24	9,00	3,05	2,95	9,00	3,56	2,53	9,00	4,07	2,21
7	9,00	1,64	5,49	9,00	1,86	4,84	9,00	2,16	4,17	9,00	2,46	3,66	9,00	2,76	3,26	9,00	3,06	2,94
25	13,60	1,50	9,07	13,60	1,71	7,95	13,20	1,93	6,84	12,80	2,14	5,98	12,00	2,41	4,98	11,20	2,67	4,19
WH-MXC12H6E5																		
Tamb	HC	IP	COP	HC	IP	COP	HC	IP	COP	HC	IP	COP	HC	IP	COP	HC	IP	COP
LWC	30	30	30	35	35	35	40	40	40	45	45	45	50	50	50	55	55	55
-15	12,00	4,75	2,53	12,00	4,96	2,42	12,00	5,41	2,22	11,00	5,38	2,04	10,80	5,82	1,86	10,50	6,26	1,68
-7	12,00	3,85	3,12	12,00	4,41	2,72	12,00	4,98	2,41	12,00	5,54	2,17	12,00	5,90	2,03	12,00	6,26	1,92
2	12,00	3,19	3,76	12,00	3,49	3,44	12,00	3,87	3,10	12,00	4,25	2,82	12,00	4,86	2,47	12,00	5,47	2,19
7	12,00	2,18	5,50	12,00	2,53	4,74	12,00	2,96	4,05	12,00	3,39	3,54	12,00	3,78	3,17	12,00	4,16	2,88
25	13,60	1,55	8,77	13,60	1,76	7,73	13,40	2,10	6,38	13,20	2,43	5,43	12,60	2,66	4,74	12,00	2,89	4,15
WH-MXC12H9E8																		
Tamb	HC	IP	COP	HC	IP	COP	HC	IP	COP	HC	IP	COP	HC	IP	COP	HC	IP	COP
LWC	30	30	30	35	35	35	40	40	40	45	45	45	50	50	50	55	55	55
-15	12,00	4,75	2,53	12,00	4,96	2,42	12,00	5,41	2,22	12,00	5,86	2,05	11,80	6,24	1,89	11,60	6,62	1,75
-7	12,00	3,85	3,12	12,00	4,41	2,72	12,00	4,98	2,41	12,00	5,54	2,17	12,00	5,90	2,03	12,00	6,26	1,92
2	12,00	3,19	3,76	12,00	3,49	3,44	12,00	3,87	3,10	12,00	4,25	2,82	12,00	4,86	2,47	12,00	5,47	2,19
7	12,00	2,18	5,50	12,00	2,53	4,74	12,00	2,96	4,05	12,00	3,39	3,54	12,00	3,78	3,17	12,00	4,16	2,88
25	13,60	1,55	8,77	13,60	1,76	7,73	13,40	2,10	6,38	13,20	2,43	5,43	12,60	2,66	4,74	12,00	2,89	4,15
WH-MXC16H9E8																		
Tamb	HC	IP	COP	HC	IP	COP	HC	IP	COP	HC	IP	COP	HC	IP	COP	HC	IP	COP
LWC	30	30	30	35	35	35	40	40	40	45	45	45	50	50	50	55	55	55
-15	16,00	6,30	2,54	16,00	6,89	2,32	16,00	7,45	2,15	16,00	8,10	1,98	16,00	8,48	1,89	15,20	8,96	1,70
-7	16,00	5,85	2,74	16,00	6,42	2,49	16,00	7,00	2,29	16,00	7,57	2,11	16,00	8,10	1,98	16,00	8,62	1,86
2	16,00	4,67	3,43	16,00	5,21	3,07	16,00	5,74	2,79	16,00	6,31	2,54	16,00	6,90	2,32	16,00	7,50	2,13
7	16,00	3,35	4,78	16,00	3,74	4,28	16,00	4,30	3,72	16,00	4,80	3,33	16,00	5,43	2,95	16,00	5,91	2,71
16	16,00	2,59	6,18	16,00	3,18	5,03	16,00	3,71	4,31	16,00	4,27	3,75	16,00	4,86	3,29	16,00	5,22	3,07
25	16,00	2,02	7,92	16,00	2,58	6,20	16,00	2,91	5,50	16,00	3,36	4,76	16,00	3,74	4,28	16,00	4,00	4,00

Aquarea T-CAP Mono-bloc H Generation Single phase / Three phase. Heating and Cooling - MXC • R410A refrigerant

Models	WH-MXC09H3E5									WH-MXC12H6E5								
Tamb	CC	IP	EER	CC	IP	EER	CC	IP	EER	CC	IP	EER	CC	IP	EER	CC	IP	EER
LWC	7	7	7	14	14	14	18	18	18	7	7	7	14	14	14	18	18	18
18	7,00	1,36	5,15	8,55	1,41	6,06	7,00	1,00	7,00	10,00	1,75	5,71	13,20	1,96	6,73	10,00	1,40	7,14
25	7,65	1,91	4,01	11,10	1,98	5,61	7,00	1,10	6,36	11,20	2,67	4,19	16,50	3,01	5,48	10,00	1,60	6,25
35	7,00	2,21	3,17	9,23	2,37	3,89	7,00	1,35	5,19	10,00	3,56	2,81	12,55	3,63	3,46	10,00	1,95	5,13
43	6,25	2,66	2,35	8,55	2,71	3,15	5,60	1,60	3,50	8,00	3,35	2,39	10,00	3,46	2,89	8,00	2,30	3,48
Models	**WH-MXC09H3E8**						**WH-MXC12H9E8**						**WH-MXC16H9E8**					
Tamb	CC	IP	EER	CC	IP	EER	CC	IP	EER	CC	IP	EER	CC	IP	EER	CC	IP	EER
LWC	7	7	7	18	18	18	7	7	7	18	18	18	7	7	7	18	18	18
18	7,00	1,36	5,15	—	—	—	7,50	1,41	5,32	—	—	—	8,50	1,70	5,00	10,00	1,70	5,88
25	7,65	1,91	4,01	—	—	—	8,90	2,16	4,12	—	—	—	14,00	4,00	3,50	14,00	2,94	4,76
35	7,00	2,21	3,17	—	—	—	10,00	3,56	2,81	—	—	—	12,20	4,76	2,56	12,20	3,50	3,49
43	6,25	2,66	2,35	—	—	—	8,00	3,01	2,66	—	—	—	7,10	3,31	2,15	9,80	3,31	2,96

Tamb: Ambient Temperature (°C). LWC: Leaving Water Condenser Temperature (°C). HC: Heating Capacity (kW). CC: Cooling Capacity (kW). IP: Input Power (kW).
This data is measured by Panasonic in accordance with EN14511-2 standard. This data is for reference purpose only, and does not guarantee the performance.

Heating & Cooling capacity tables

Based on outlet temperature and outside temperature.

Aquarea HT Bi-bloc F Generation Single phase / Three phase. Heating Only • R407C refrigerant

WH-UH09FE5

Tamb	HC	IP	COP	HC	IP	COP	HC	IP	COP	HC	IP	COP	HC	IP	COP	HC	IP	COP	HC	IP	COP	HC	IP	COP
LWC	30	30	30	35	35	35	40	40	40	45	45	45	50	50	50	55	55	55	60	60	60	65	65	65
-15	9,00	3,46	2,60	9,00	3,71	2,43	9,00	4,01	2,24	8,80	4,26	2,07	8,60	4,61	1,87	8,50	4,91	1,73	8,00	5,06	1,58	7,80	5,86	1,33
-7	9,00	3,06	2,94	9,00	3,29	2,74	9,00	3,56	2,53	8,90	3,83	2,32	8,90	4,11	2,17	8,90	4,46	2,00	8,90	4,96	1,79	8,90	5,46	1,63
2	9,00	2,43	3,70	9,00	2,61	3,45	9,00	2,91	3,09	9,00	3,21	2,80	9,00	3,55	2,54	9,00	3,88	2,32	9,00	4,35	2,07	9,00	4,76	1,89
7	9,00	1,82	4,95	9,00	1,94	4,64	9,00	2,21	4,07	9,00	2,46	3,66	9,00	2,76	3,26	9,00	3,06	2,94	9,00	3,46	2,60	9,00	3,96	2,27
16	9,00	1,46	6,16	9,00	1,56	5,77	9,00	1,81	4,97	8,90	2,02	4,41	8,80	2,31	3,81	8,60	2,52	3,41	8,20	2,77	2,96	8,20	3,18	2,58
25	12,00	1,66	7,23	12,00	1,76	6,82	12,00	2,01	5,97	10,80	2,14	5,05	10,60	2,46	4,31	10,20	2,66	3,83	9,80	2,89	3,39	9,60	3,31	2,90

WH-UH12FE5

Tamb	HC	IP	COP	HC	IP	COP	HC	IP	COP	HC	IP	COP	HC	IP	COP	HC	IP	COP	HC	IP	COP	HC	IP	COP
LWC	30	30	30	35	35	35	40	40	40	45	45	45	50	50	50	55	55	55	60	60	60	65	65	65
-15	12,00	5,16	2,33	12,00	5,53	2,17	11,00	5,51	2,00	10,60	5,53	1,92	10,30	5,63	1,83	9,70	5,76	1,68	9,00	6,01	1,50	8,00	6,11	1,31
-7	12,00	4,43	2,71	12,00	4,76	2,52	11,50	4,91	2,34	11,20	5,06	2,21	10,80	5,16	2,09	10,10	5,28	1,91	10,00	5,66	1,77	9,60	5,91	1,62
2	12,00	3,42	3,51	12,00	3,68	3,26	11,50	3,86	2,98	11,30	4,14	2,73	11,00	4,51	2,44	10,80	4,86	2,22	10,65	5,31	2,01	10,30	5,59	1,84
7	12,00	2,52	4,76	12,00	2,69	4,46	12,00	3,06	3,92	12,00	3,44	3,49	12,00	3,81	3,15	12,00	4,28	2,80	12,00	4,76	2,52	12,00	5,41	2,22
16	12,00	2,03	5,91	12,00	2,17	5,53	12,00	2,52	4,76	12,00	2,86	4,20	11,50	3,19	3,61	11,50	3,48	3,30	11,00	3,82	2,88	11,00	4,37	2,52
25	12,00	1,66	7,23	12,00	1,76	6,82	12,00	2,01	5,97	11,80	2,41	4,90	11,20	2,64	4,24	10,80	2,86	3,78	10,50	3,11	3,38	10,30	3,62	2,85

WH-UH09FE8

Tamb	HC	IP	COP	HC	IP	COP	HC	IP	COP	HC	IP	COP	HC	IP	COP	HC	IP	COP	HC	IP	COP	HC	IP	COP
LWC	30	30	30	35	35	35	40	40	40	45	45	45	50	50	50	55	55	55	60	60	60	65	65	65
-15	9,00	3,46	2,60	9,00	3,71	2,43	9,00	4,01	2,24	8,80	4,26	2,07	8,60	4,61	1,87	8,50	4,91	1,73	8,00	5,06	1,58	7,80	5,86	1,33
-7	9,00	3,06	2,94	9,00	3,29	2,74	9,00	3,56	2,53	8,90	3,83	2,32	8,90	4,11	2,17	8,90	4,46	2,00	8,90	4,96	1,79	8,90	5,46	1,63
2	9,00	2,43	3,70	9,00	2,61	3,45	9,00	2,91	3,09	9,00	3,21	2,80	9,00	3,55	2,54	9,00	3,88	2,32	9,00	4,35	2,07	9,00	4,76	1,89
7	9,00	1,82	4,95	9,00	1,94	4,64	9,00	2,21	4,07	9,00	2,46	3,66	9,00	2,76	3,26	9,00	3,06	2,94	9,00	3,46	2,60	9,00	3,96	2,27
16	9,00	1,46	6,16	9,00	1,56	5,77	9,00	1,81	4,97	8,90	2,02	4,41	8,80	2,31	3,81	8,60	2,52	3,41	8,20	2,77	2,96	8,20	3,18	2,58
25	12,00	1,66	7,23	12,00	1,76	6,82	12,00	2,01	5,97	10,80	2,14	5,05	10,60	2,46	4,31	10,20	2,66	3,83	9,80	2,89	3,39	9,60	3,31	2,90

WH-UH12FE8

Tamb	HC	IP	COP	HC	IP	COP	HC	IP	COP	HC	IP	COP	HC	IP	COP	HC	IP	COP	HC	IP	COP	HC	IP	COP
LWC	30	30	30	35	35	35	40	40	40	45	45	45	50	50	50	55	55	55	60	60	60	65	65	65
-15	12,00	5,16	2,33	12,00	5,53	2,17	11,00	5,51	2,00	10,60	5,53	1,92	10,30	5,63	1,83	9,70	5,76	1,68	9,00	6,01	1,50	8,00	6,11	1,31
-7	12,00	4,43	2,71	12,00	4,76	2,52	11,50	4,91	2,34	11,20	5,06	2,21	10,80	5,16	2,09	10,10	5,28	1,91	10,00	5,66	1,77	9,60	5,91	1,62
2	12,00	3,42	3,51	12,00	3,68	3,26	11,50	3,86	2,98	11,30	4,14	2,73	11,00	4,51	2,44	10,80	4,86	2,22	10,65	5,31	2,01	10,30	5,59	1,84
7	12,00	2,52	4,76	12,00	2,69	4,46	12,00	3,06	3,92	12,00	3,44	3,49	12,00	3,81	3,15	12,00	4,28	2,80	12,00	4,76	2,52	12,00	5,41	2,22
16	12,00	2,03	5,91	12,00	2,17	5,53	12,00	2,52	4,76	12,00	2,86	4,20	11,50	3,19	3,61	11,50	3,48	3,30	11,00	3,82	2,88	11,00	4,37	2,52
25	12,00	1,66	7,23	12,00	1,76	6,82	12,00	2,01	5,97	11,80	2,41	4,90	11,20	2,64	4,24	10,80	2,86	3,78	10,50	3,11	3,38	10,30	3,62	2,85

Aquarea HT Mono-bloc G Generation Single Phase. Heating Only - MHF • R407C refrigerant

WH-MHF09G3E5

Tamb	HC	IP	COP	HC	IP	COP	HC	IP	COP	HC	IP	COP	HC	IP	COP	HC	IP	COP
LWC	30	30	30	35	35	35	40	40	40	45	45	45	50	50	50	55	55	55
-15	9,00	3,46	2,60	9,00	3,71	2,43	9,00	4,01	2,24	8,80	4,26	2,07	8,50	4,71	1,80	7,80	5,38	1,45
-7	9,00	3,06	2,94	9,00	3,29	2,74	9,00	3,56	2,53	8,90	3,83	2,32	8,90	4,28	2,08	9,00	5,02	1,79
2	9,00	2,43	3,70	9,00	2,61	3,45	9,00	2,91	3,09	9,00	3,21	2,80	9,00	3,72	2,42	9,00	4,37	2,06
7	9,00	1,82	4,95	9,00	1,94	4,64	9,00	2,21	4,07	9,00	2,46	3,66	9,00	2,99	3,01	9,00	3,64	2,47
25	9,00	1,52	5,92	9,00	1,70	5,29	9,00	1,88	4,79	9,00	2,16	4,17	9,00	2,63	3,42	9,00	3,20	2,81

WH-MHF12G6E5

Tamb	HC	IP	COP	HC	IP	COP	HC	IP	COP	HC	IP	COP	HC	IP	COP	HC	IP	COP
LWC	30	30	30	35	35	35	40	40	40	45	45	45	50	50	50	55	55	55
-15	12,00	5,16	2,33	12,00	5,53	2,17	11,00	5,51	2,00	10,80	5,49	1,97	9,70	5,52	1,76	8,00	5,61	1,43
-7	12,00	4,43	2,71	12,00	4,76	2,52	11,50	4,91	2,34	11,20	5,06	2,21	10,10	5,06	2,00	9,60	5,43	1,77
2	12,00	3,42	3,51	12,00	3,68	3,26	11,50	3,86	2,98	11,30	4,14	2,73	10,80	4,66	2,32	10,30	5,13	2,01
7	12,00	2,52	4,76	12,00	2,69	4,46	12,00	3,06	3,92	12,00	3,44	3,49	12,00	4,10	2,93	12,00	4,97	2,41
25	12,00	2,03	5,91	12,00	2,36	5,08	12,00	2,69	4,46	12,00	3,02	3,97	12,00	3,61	3,32	12,00	4,37	2,75

Tamb: Ambient Temperature (°C). LWC: Leaving Water Condenser Temperature (°C). HC: Heating Capacity (kW). CC: Cooling Capacity (kW). IP: Input Power (kW).
This data is measured by Panasonic in accordance with EN14511-2 standard. This data is for reference purpose only, and does not guarantee the performance.

Examples of installations

Aquarea J and H Generation:
Bivalent with buffer tank and mixing valve

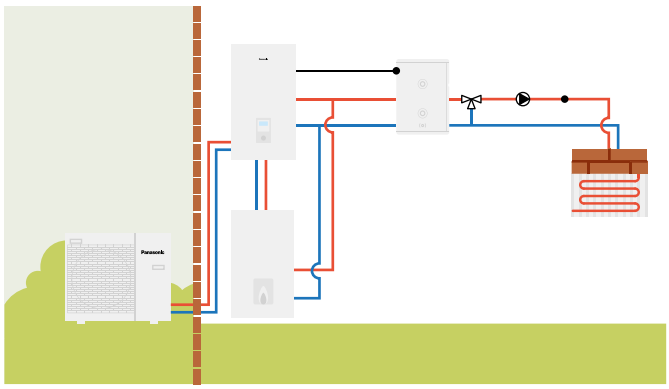

Aquarea J and H Generation:
Buffer tank with solar and mixing valve

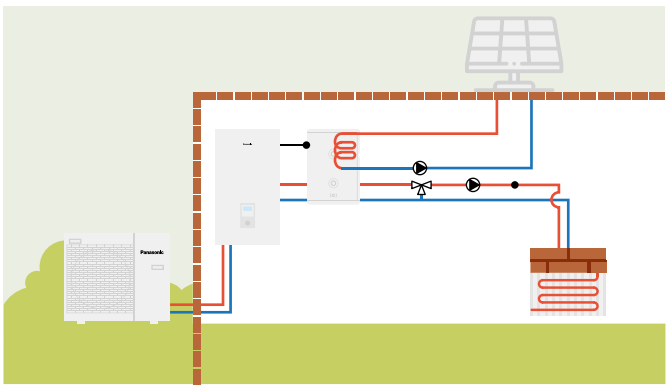

Aquarea J and H Generation:
2 zones with external kit without buffer tank

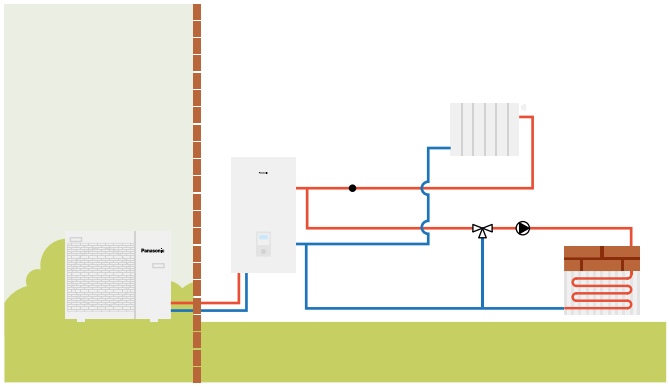

Aquarea J and H Generation:
2 zones with external kit, buffer tank and swimming pool

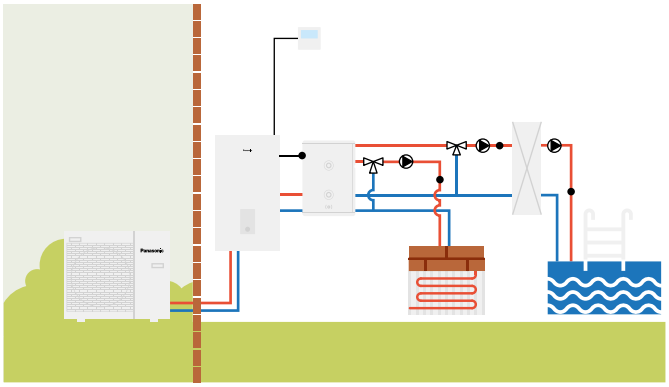

Aquarea All in One J and H Generation:
2 zones with external kit, without buffer tank

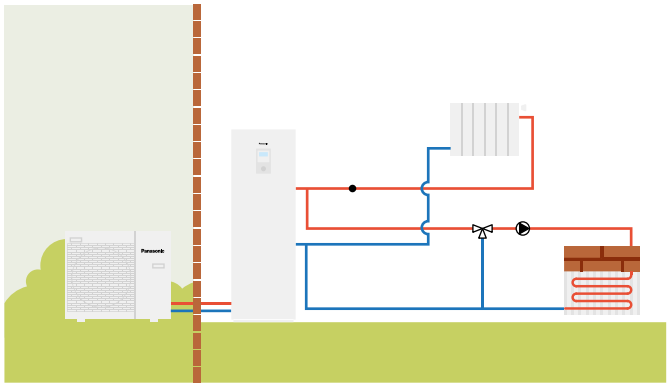
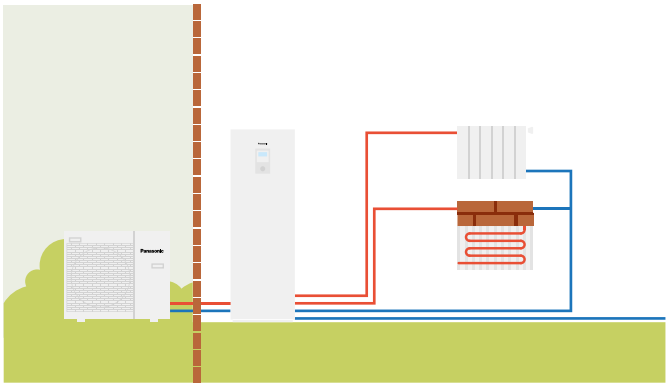
Aquarea All in One 2 zones J and H Generation:
2 zones built-in, without buffer tank