

Panasonic

BUSINESS

FULL HD LCD Display

EF1 Series

New 65-inch class TH-65EF1

April/2017



**Professional Display
with Stylish Design for a Variety of Scenes**

Main Features

350 cd/m²

USB Media Player

Narrow

Portrait

01 | Slim & Stylish Design

- The TH-65EF1 has a narrow bezel (T/R/L:13.9mm/0.55", B:14.9mm/0.59") for a slim design that accentuates the image on the screen.
- The TH-65EF1 can be set up in either landscape or portrait orientation. It can also be installed tilting* - up to 20 degrees forward. The angle can be adjusted for easy viewing when installed in a high location.

* Landscape setting only

02 | Simple and Flexible Media Signage

- Built-in USB Media Player Enables Video and Still-image Playback via USB
- USB Media Player Features Synchronized Playback on Multiple Displays
- Multi Monitoring & Control Software Features Content List Distribution Function to Distribute Content via Network, Enable Content Rewriting and Display Scheduling*

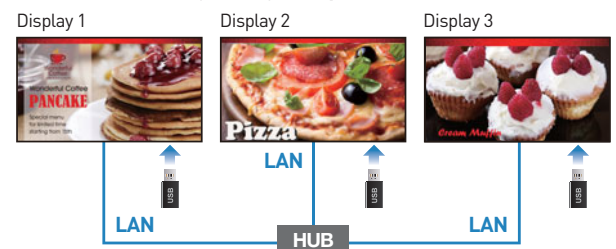
* Multi Monitoring & Control Software is required. (free)

03 | Multiple Functions for Business Use

- Flexibility Through a Variety of Interface Choices.
- Smooth Switching of Source Signals (HDMI/DVI-D/PC/VIDEO)
- USB Cloning Function* Allows Settings to Be Copied and Shared Between Displays
- The TH-65EF1 accept 59 types of PC signals to rank at the top in the industry in terms of signal compatibility.

* The Cloning function works only for displays with the same series and screen size.

■ Simultaneous Playback by Multiple Units

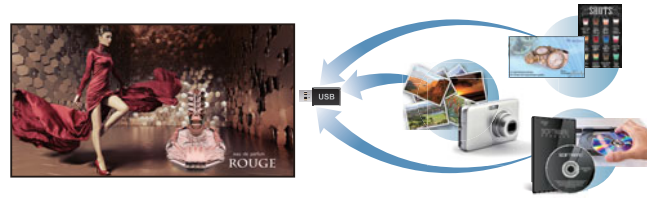


Built-in USB Media Player

It Enables Video and Still-image Playback via USB without Set-top Box or PC

A USB media player is built right into the display, so you simply insert a USB memory stick for automatic video and still-image playback. Signage can be easily created without requiring a set-top box or a PC. You can also compile scenario files to designate the playback order and time. And you can freely revise both the content and display schedule*.

- Depending on the type of a USB memory device, it may come in contact with the periphery such as a back cover, and cannot be attached. Use a commercially sold extension cable, or use a small type of a USB memory device connectable to this unit.
- * Multi Monitoring & Control Software is required. [free]



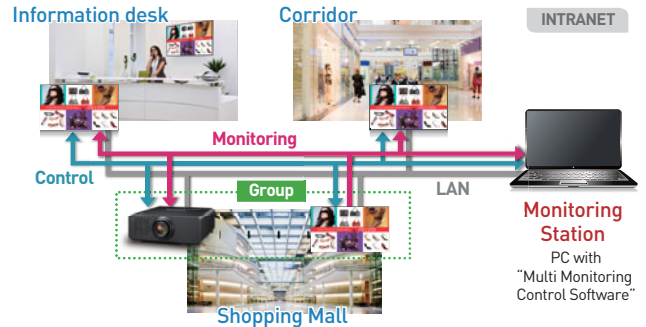
Application Input Format

Still image	JPG, JPEG, JPE, BMP
Motion Pictures	AVI, MKV, ASF, WMV, TS, MTS, MP4, 3GP, MOV, FLV, F4V

Multi Monitoring & Control Software Also Supported

Supports Control Software for Multi-Unit Surveillance Enables Group Management of Display Status

The EF1 Series is compatible with Multi Monitoring & Control Software, which makes it possible to monitor and control up to 2048 displays with a single PC via a LAN network. It facilitates the control of multiple devices used in a facility or store. In addition, systems that include Early Warning Software (optional) give you even more detailed display data, for greater monitoring and control convenience.



A Cloning Function

When installing multiple displays, the Cloning function lets you use USB memory to copy the settings of a master display, thus greatly shortening the set-up time.

- The Cloning function works only for displays with the same series and screen size.

Specifications

	TH-65EF1
Display Panel	
Panel Size / Aspect Ratio	65-inch (1638 mm) / 16:9
Panel Type	VA / Direct-LED
Effective Display Area (W x H)	1428 x 803 mm (56.2" x 31.6")
Resolution	1920 x 1080
Brightness (Typ.)	350 cd/m ²
Contrast Ratio	4000 : 1
Display Colors	A approx. 1.06 billion colors
Response Time	8.0 ms (G to G)
Viewing Angle (Horizontal/Vertical)	178° / 178° (CR ≥ 20)
Panel Surface Treatment	Anti-Glare (Haze 2%)
Terminal*1	
Video	4-pole Mini Jack (M3) x 1
HDMI In	HDMI Type A Connector x 2 * VIERA LINK is not supported.
DVI-D in	DVI-D 24 pin x 1
Audio In (L/R)	Stereo Mini Jack (M3) x 1 (Shared with PC In)
PC In	Mini D-Sub 15 pin x 1 (Female)
Audio In (L/R)	Stereo Mini Jack (M3) x 1 (Shared with DVI-D In)
USB	USB TYPE-A connector x 1, DC 5V / 1A (USB 3.0 is not supported.)
Serial In	D-Sub 9 pin x 1, RS-232C Compatible
LAN	RJ45 x 1, 10BASE-T / 100BASE-TX, Compatible with PLink™
IR In/Out	Mini Jack (M3) x 1 / x 1
Audio	
Built-in Speaker	20 W (10 W + 10 W)
Electrical	
Power Requirements	110-127 V AC/220-240 V AC, 50 Hz/60 Hz
Power Consumption	175 W
Power Off Condition / Stand by Condition	Approx. 0.3 W / Approx. 0.5 W
Mechanical	
Dimension (W x H x D)	1459 x 835 x 82 mm (57.5" x 32.9" x 3.3")
Weight	Approx. 24 kg (52 lbs.)
Bezel Width	13.9 mm (0.55") [L/R/T] / 14.9 mm (0.59") [B]
Wall-hanging Pitch	VESA compliant 400 x 400 mm (15.8" X 15.8") (Installed by: M6 screws / Screw hole depth 14 mm (0.55"))
Installation	
Orientation	Landscape / Portrait
Tilting Angle*2	0-20 degrees forward (Landscape setting)
Operating Environment	
Temperature	0°C to 40°C (32°F to 104°F)*3, 0°C to 35°C (32°F to 95°F)*4
Humidity	20% to 80% (Non condensation)

*1 Due to the construction of terminal, some types of connecting cable or USB memory device cannot be used. Be sure to make confirmation with reference drawing of terminal spec. sheet. URL: https://panasonic.net/cns/prodisplays/download/spec_manual.html

*2 Please contact your sales representative with regard to the tilt angle before installation.

*3 For up to 1400 m (4593 ft) altitude.

*4 For between 1400 m (4593 ft) to 2800 m (9186 ft) altitude. Depending on the temperature or humidity conditions, uneven brightness may be observed. This is not a malfunction.

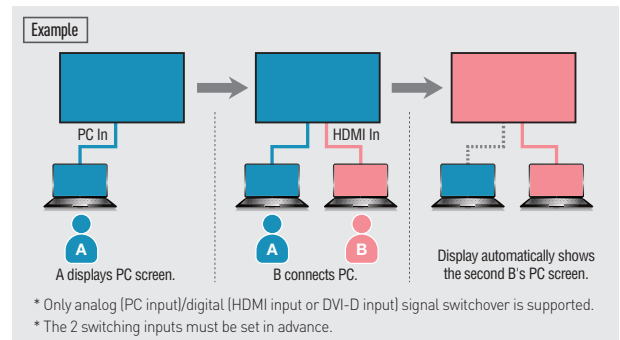
A Wealth of Connection Terminals for Easy Replacement of Existing Display

A full complement of input terminals* are provided for versatile signage applications. In addition to supporting various input signals, it also features speakers for content that includes sound.

*HDMI, DVI-D, PC and other input terminals. RS-232C, LAN and other control terminals. (Video signals: 18, PC signals:59)

Smooth Switching of Presenters

The TH-65EF1 automatically switches source signals when the input signal for the current content stops or when an input signal other than the signal of the current content is received. When presenters change during a meeting, the displayed image can be switched easily by simply changing the cable connection, thus eliminating the need to operate the remote control.



Other Features

- Built-in Speaker
- Screen Saver
- Low Power Consumption
- Multi Monitoring & Control Software compatible
- Early Warning Software compatible

Optional Accessories

Early Warning Software
ET-SWA100 Series*

* Suffix part of the numbers may differ depending on the license type.



For the latest information about Panasonic Professional Displays, please visit:

- Professional Display Global Website – panasonic.net/cns/prodisplays
- YouTube – www.youtube.com/PanasonicProDisplay
- Facebook – www.facebook.com/panasonicprojector

All information included here is valid as of April 2017.